

LOT 227 DP 1097995 LAVIS LANE, WILLIAMTOWN, NEW SOUTH WALES

DRAWING SCHEDULE

CONTEXT MAP

ABBREVIATION KEY

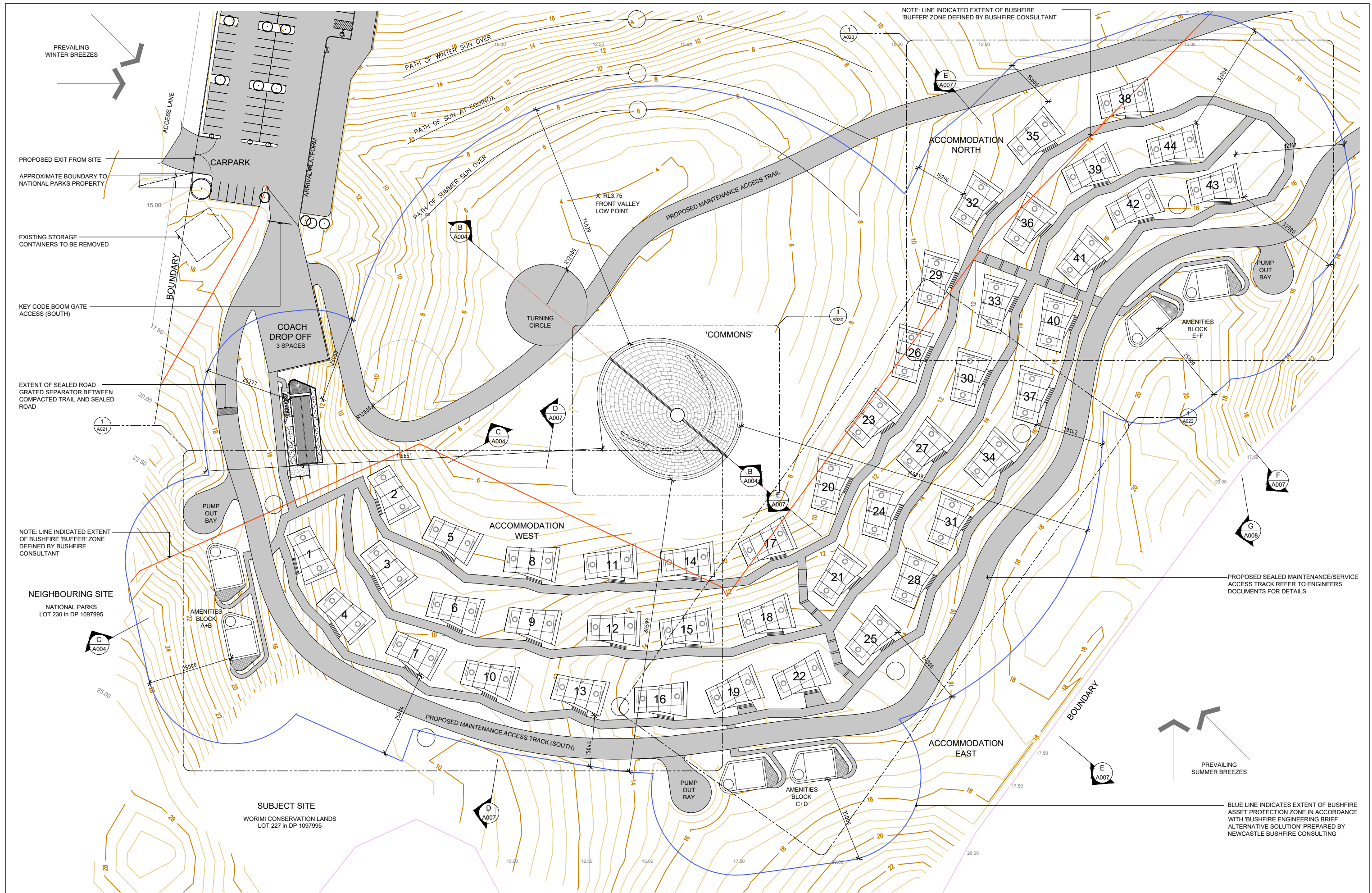
A450 SECTIONS - MANAGER'S RESIDENCE

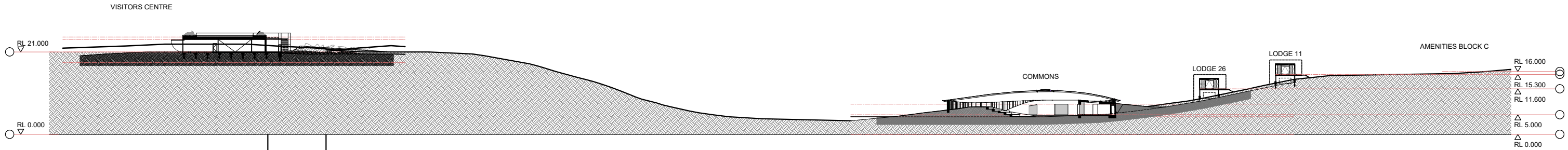
ACCES	Airconditioning Accessible (able to be modified to comply with AS1428.1)	LVR	Louvre
AFL	Above Floor Level	MB	Moisture Barrier
AG	Agricultural (Drain)	MDF	Medium Density Fibre Board
AJ	Articulation Joint		
AL	Aluminium	MH	Manhole
AV	Audio-Visual Equipment Outlet		
BAL-1	Balustrade Type 1 - Pool Balustrade System		
BAL-2	Balustrade Type 2 - Timber/Stainless Steel Ramp/Stair Handrail	OHG	Overhang
BAL-3	Balustrade Type 3 - Galv. Loading Deck Handrail		
BCA	Building Code of Australia	PBD	Plasterboard
BG	Box Gutter		
BKH	Bulkhead	PF	Parallel Flange Channel
C	Column	PLY-1	Plywood
CD-2	Cladding Type 2 - Precast Concrete Panel	PLY-2	Orientated Strain Board
CD-3	Cladding Type 3 - Weathering Steel Sheet	PT-1	Paint Colour 1
CD-4	Cladding Type 4 - Weathering Steel Sheet - Perforated	PT-2	Paint Colour 2
CD-5	Cladding Type 5 - Vertical Hardwood Cladding - Spotted Gum	PT-3	Paint Colour 3
CJ	Construction Joint		
CL	Ceiling Level		
CL-F	Ceiling Level - Finished	PV-1	Paving - Light Grey Concrete Paving
CL-S	Ceiling Level - Structural	PV-2	Paving - Light Grey Stone Paving
2400 AFL	Heights provided above floor level	RC	Reinforced Concrete
CONC	Concrete Finish	RHS	Rectangular Hollow Section
CONC-1	Concrete - Exposed Aggregate Flooring	RL	Reduced Level
CONC-2	Concrete - Off Form Concrete	RTW	Rainwater Tank
		SA	Smoke Alarm
600	Contour (existing)		
CPD	Cupboard	SHS	Square Hollow Section
		SHV	Shelf or Shelving
CT-1	Ceramic Tile Type 1		
		SK	Sink
CW	Cold Water	SOP	Set Out Point
		5357	Spot Level (existing)
D101	Door Number (e.g. Level 1 - number 1)	RL 53.75	Spot Level (new)
C	Door Coding (for Schedules)	SR	Sheet Roofing
	Door Type (e.g. - Type C)	SS	Stainless Steel
DP-1	Downpipe Type 1 - 200mm Ø Galv Pipe	SVR	Stormwater Drain
DP-1	Downpipe Type 2 - Galv Chain - Gauge TBC	SWD	Softwood
		SWDR	Stormwater Drain
EA	Equal Angle	SWP	Stormwater Pit
EG-1	Eaves Gutter Type 1 - 100mm Square		
EG-2	Eaves Gutter Type 2 - 200mm Custom Profile		
EG-3	Eaves Gutter Type 3 - Concealed Gutter		
EJ	Expansion Joint		
ELEC	Electrical	TEL	Telecommunications Outlet
ENS	Ensuite	TIMB01	90 Timber Hardwood Board - Light Stain
		TIMB02	150 Timber Hardwood Board - Dark Stain
EX	Existing	TIMB03	90 Spaced Timber Hardwood Board - Light Stain
F	Fixed Glass	TOK	Top of Kerb
FL	Floor Level	TOP	Top of Parapet
		TS	Tiled Stone
FW	Floor Waste		
		U/S	Underside
GAL	Galvanised	UA	Unequal Angle
GDR	Grated Drain	UB	Universal Beam
GFA	Gross Floor Area	UC	Universal Column
GPO	General Purpose Outlet (Double)	VP	Vent Pipe (pre-finished metal)
GRL	Ground Level	W	Window
		W6.0	Window Number (e.g. - Ground Floor - number 1)
		C	Window Coding System (for Schedules)
			Window Type (e.g. - Type C)
HW	Hot Water	WHR	Water Meter
HWd	Hardwood	WPM	Waterproof Membrane
		WT	Watertank
INT	Interior		
K	Kerb		
K&G	Kerb & Gutter (at Roadway)		
KIP	Kerb Inlet Pit		
LS	Light Switch		
LP	Light Pole		
LVR	Louvre(s)		

DERIVE / ARCHITECTURE
& DESIGN

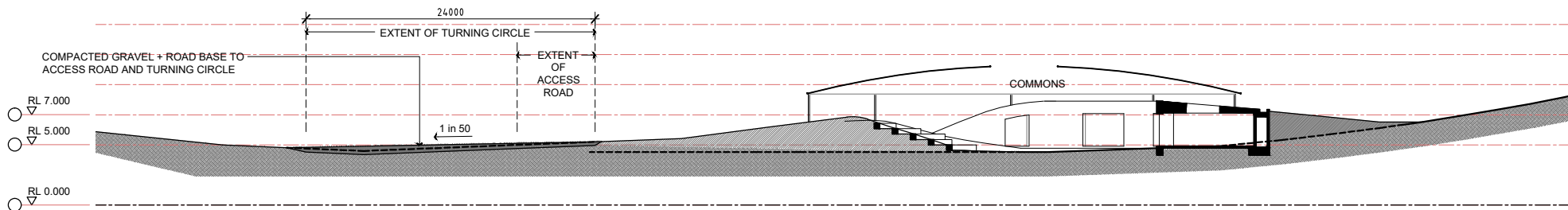


D E F	ISSUE FOR COORDINATION ISSUE FOR COORDINATION ISSUE TO COUNCIL	20.07.18 26.07.18 08.08.18		CLIENT WORIMI LALC	ADDRESS LAVIS LANE, WILLIAMTOWN LOT 227 IN DP1097995	DRAWING TITLE SITE PLAN			A001	DERIVE / ARCHITECTURE & DESIGN
	PROJECT DD239 WLALC ECO-TOURISM CENTRE					REF DD239	SCALE 1:2000@A1			

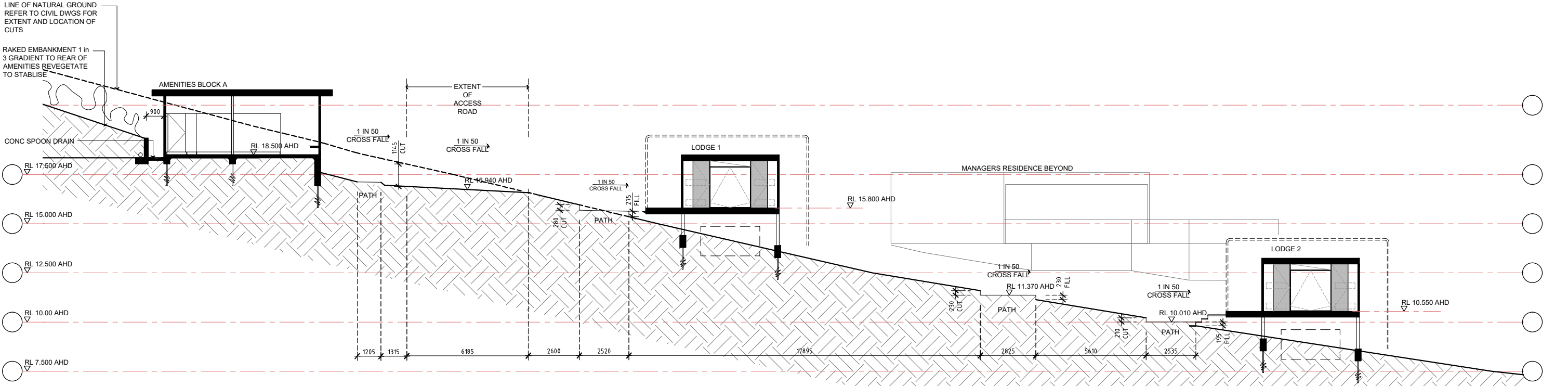




1 SITE SECTION A
A001 1:500@A1 / 1:1000@A3



B SITE SECTION - COMMONS + TURNING CIRCLE
A003 1:250@A1 / 1:500@A3

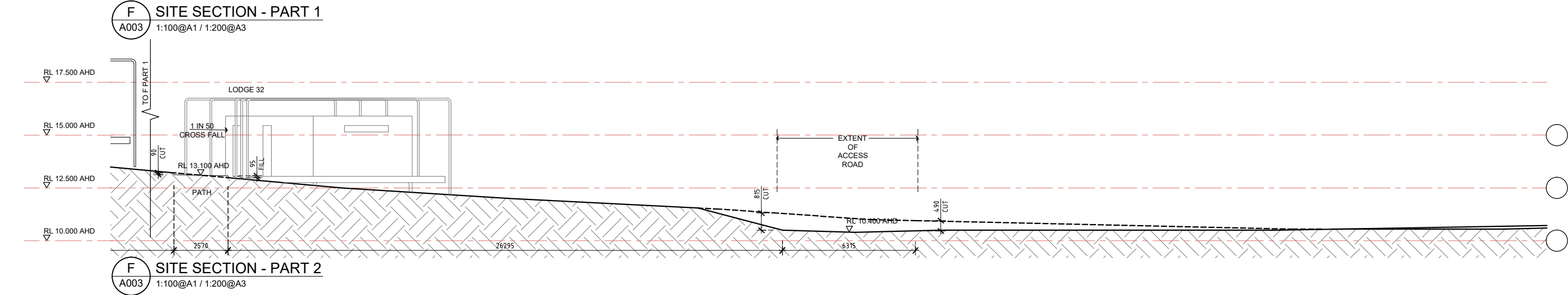
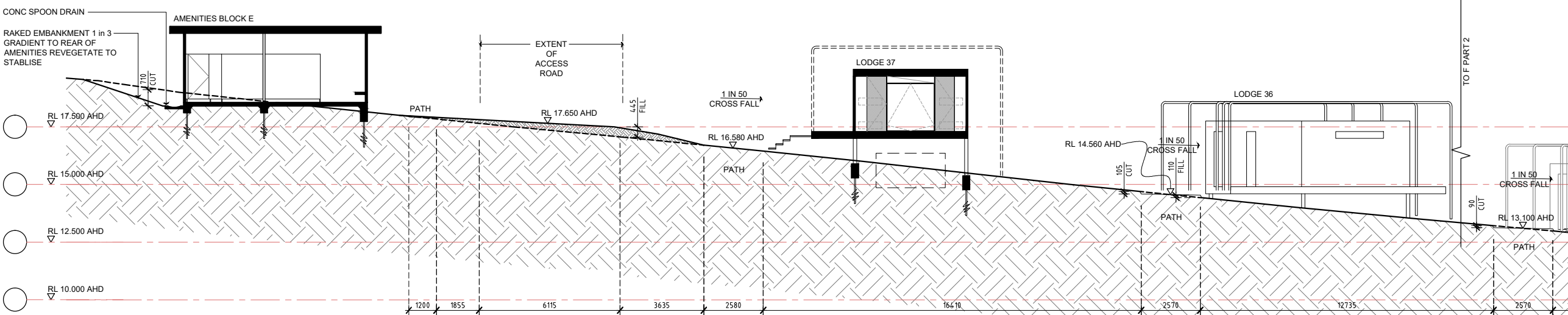
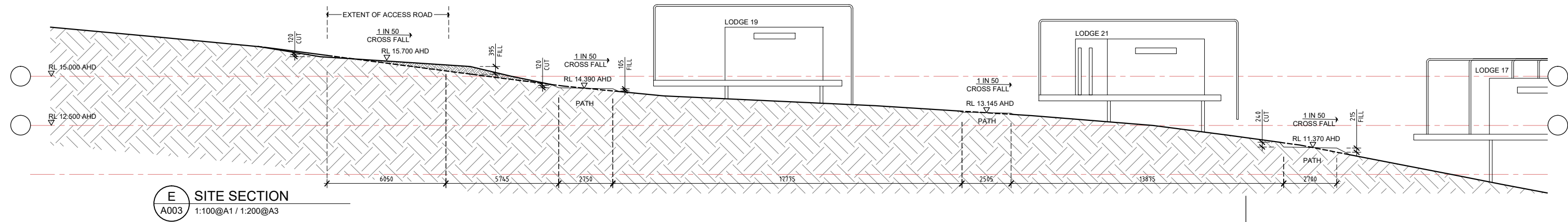
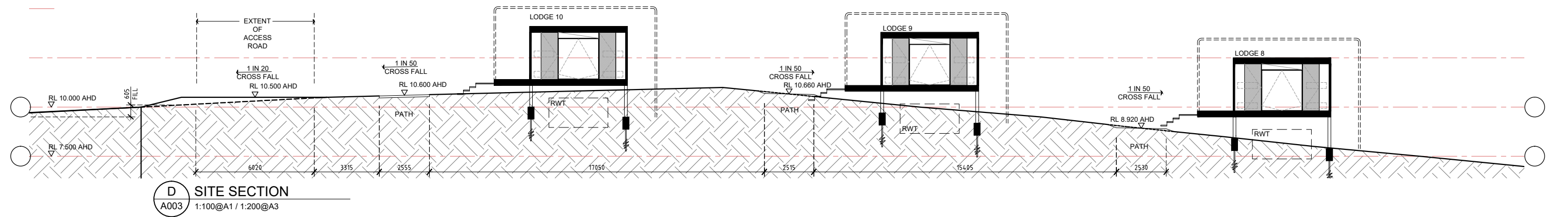


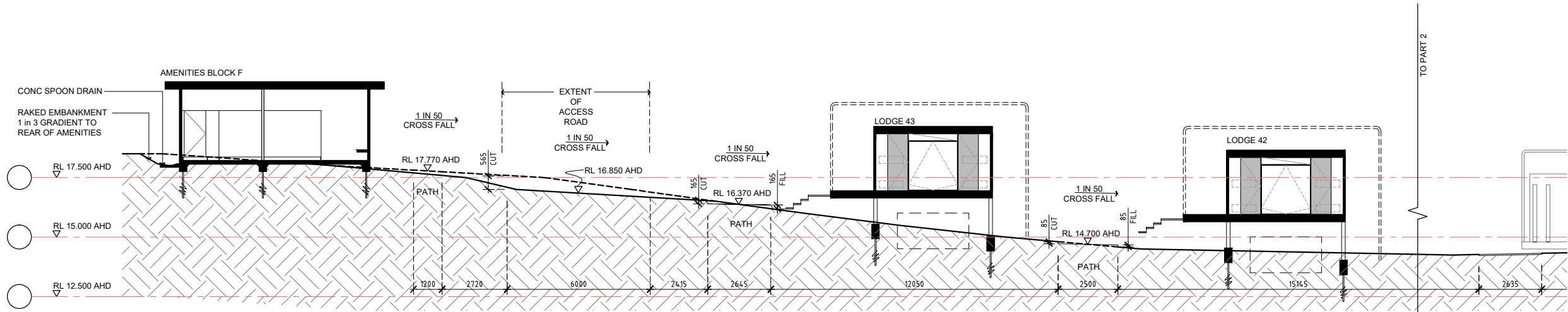
C SITE SECTION
A003 1:100@A1 / 1:200@A3

A ISSUE FOR COORDINATION 20.07.18		CLIENT WORIMI LALC	ADDRESS LAVIS LANE, WILLIAMTOWN LOT 227 IN DP1097995	DRAWING TITLE SITE SECTION		REF DD239	SCALE 1:50@A3	A004	DERIVE / ARCHITECTURE & DESIGN
B	ISSUE TO COUNCIL 08.08.18			PROJECT DD239 WLALC ECO-TOURISM CENTRE					

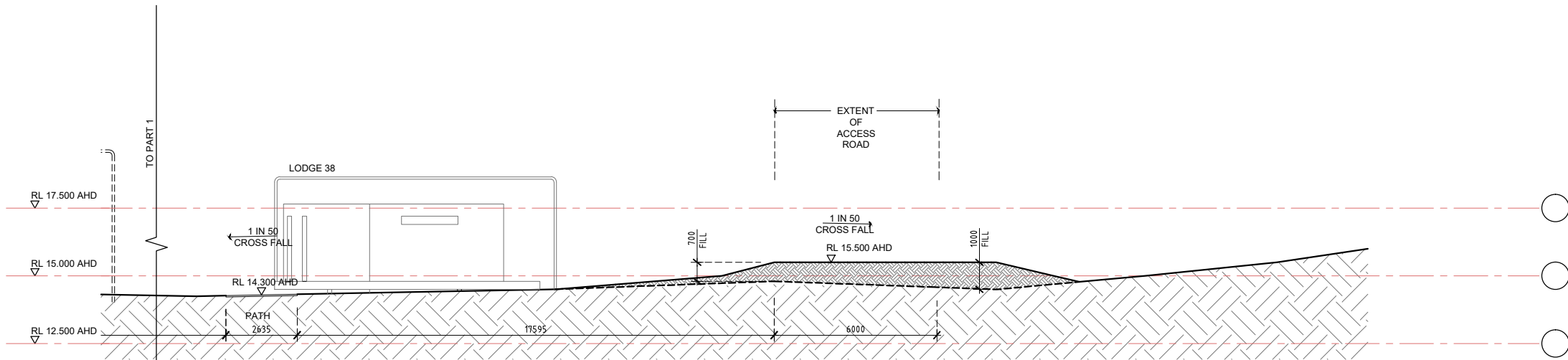
CONCEPTS AND INFORMATION CONTAINED IN THIS DRAWING ARE COPYRIGHT AND MAY NOT BE REPRODUCED IN WHOLE OR PART OR BY ANY MEDIUM, WITHOUT THE WRITTEN PERMISSION OF DERIVE DESIGN. DO NOT SCALE THIS DRAWING, USE FIGURED DIMENSIONS ONLY. VERIFY ALL PROJECT DIMENSIONS BEFORE COMMENCING ON-SITE WORK OR OFF-SITE FABRICATION. NOTIFY DERIVE DESIGN OF ANY DISCREPANCIES AND SEEK INSTRUCTIONS.

NOMINATED ARCHITECT JASON ELSLEY (8819) ABN 62108638491





G SITE SECTION - PART 1
A003 1:100@A1 / 1:200@A3



G SITE SECTION - PART 2
A003 1:100@A1 / 1:200@A3

A ISSUE FOR COORDINATION 20.07.18
B ISSUE TO COUNCIL 08.08.18

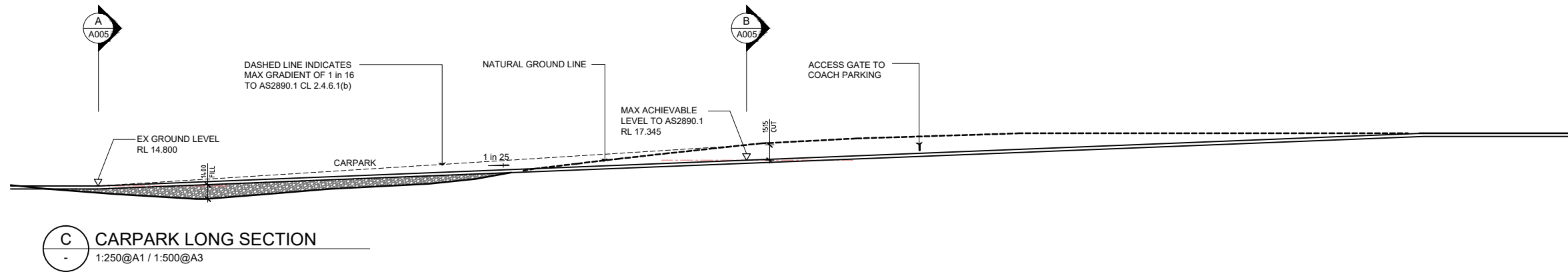
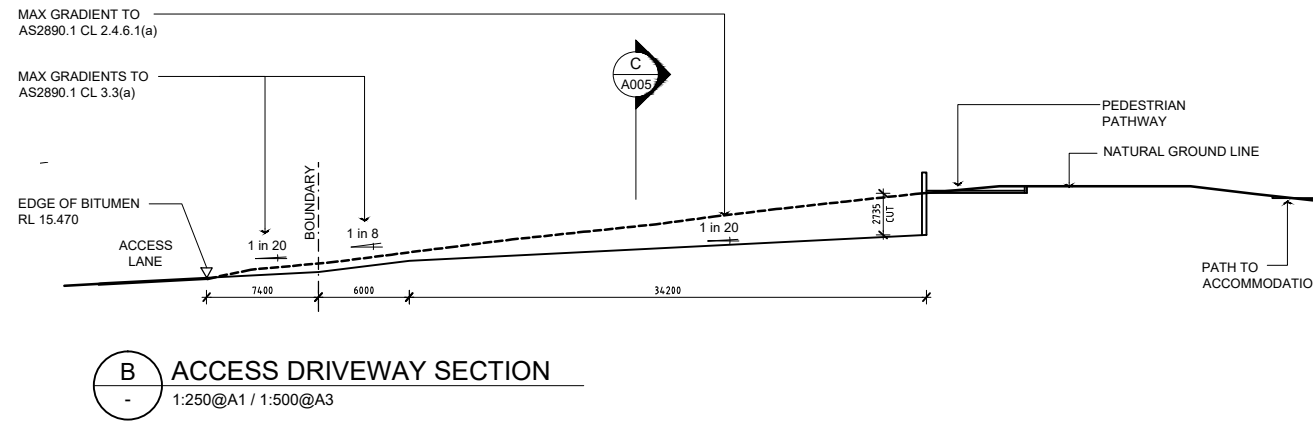
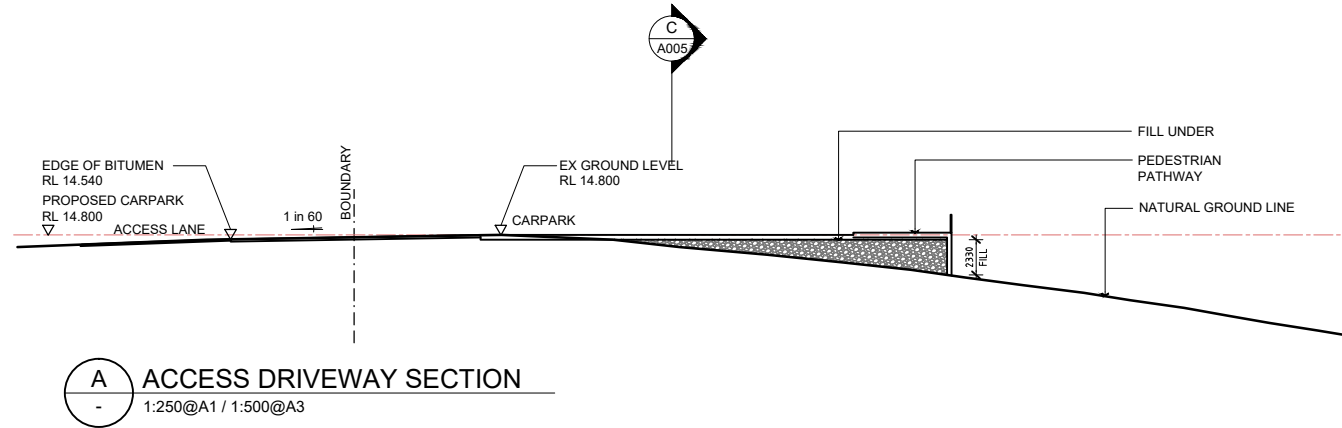
CLIENT
WORIMI LALC

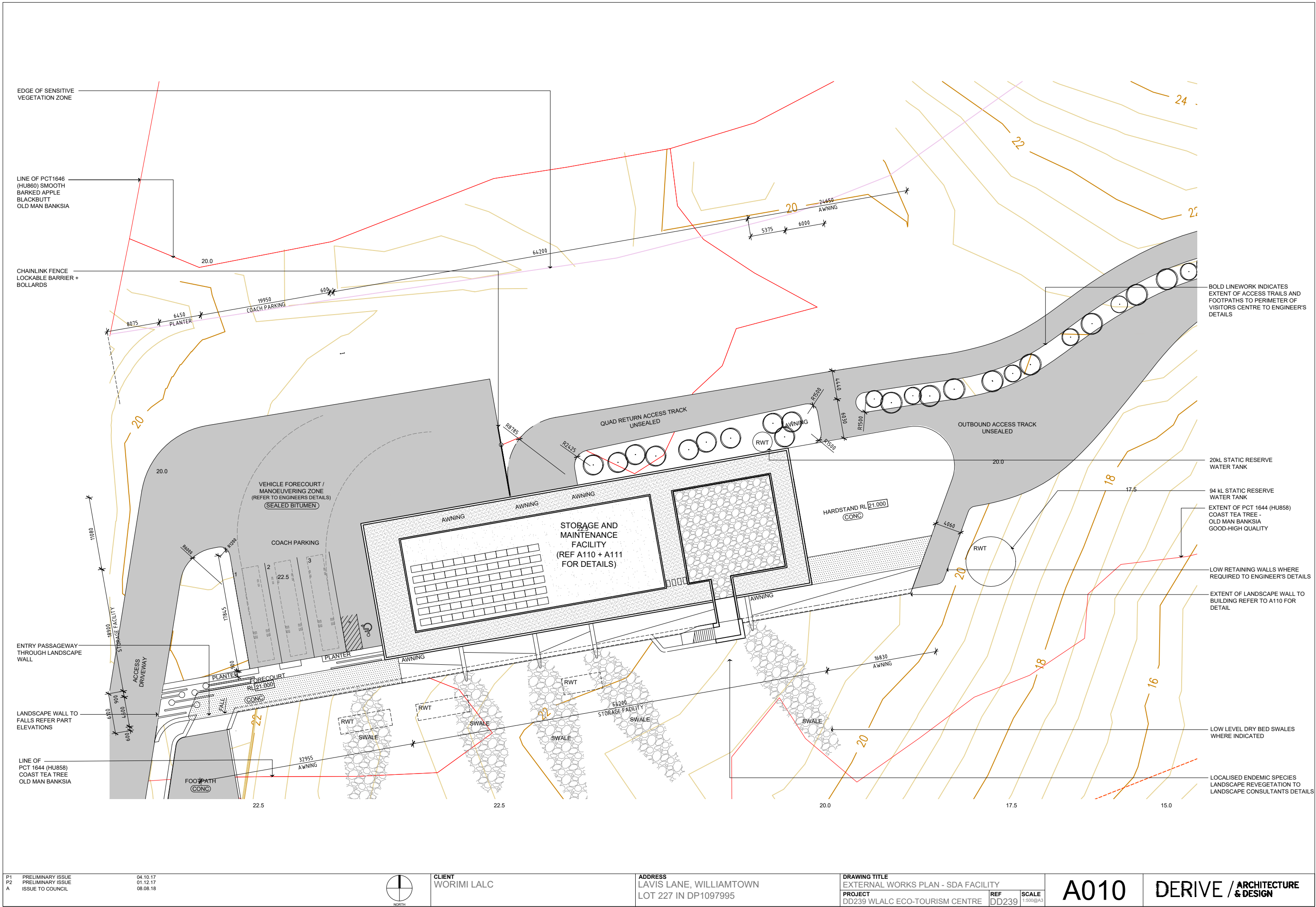
ADDRESS
LAVIS LANE, WILLIAMTOWN
LOT 227 IN DP1097995

DRAWING TITLE
SITE SECTIONS
PROJECT DD239 WLALC ECO-TOURISM CENTRE
REF DD239
SCALE 1:50@A3

A006

DERIVE / ARCHITECTURE
& DESIGN





P1 PRELIMINARY ISSUE 04.10.17
P2 PRELIMINARY ISSUE 01.12.17
A ISSUE TO COUNCIL 08.08.18



CLIENT
WORIMI LALC

ADDRESS
LAVIS LANE, WILLIAMTOWN
LOT 227 IN DP1097995

DRAWING TITLE
EXTERNAL WORKS PLAN - SDA FACILITY

PROJECT
DD239 WLALC ECO-TOURISM CENTRE

REF
DD239

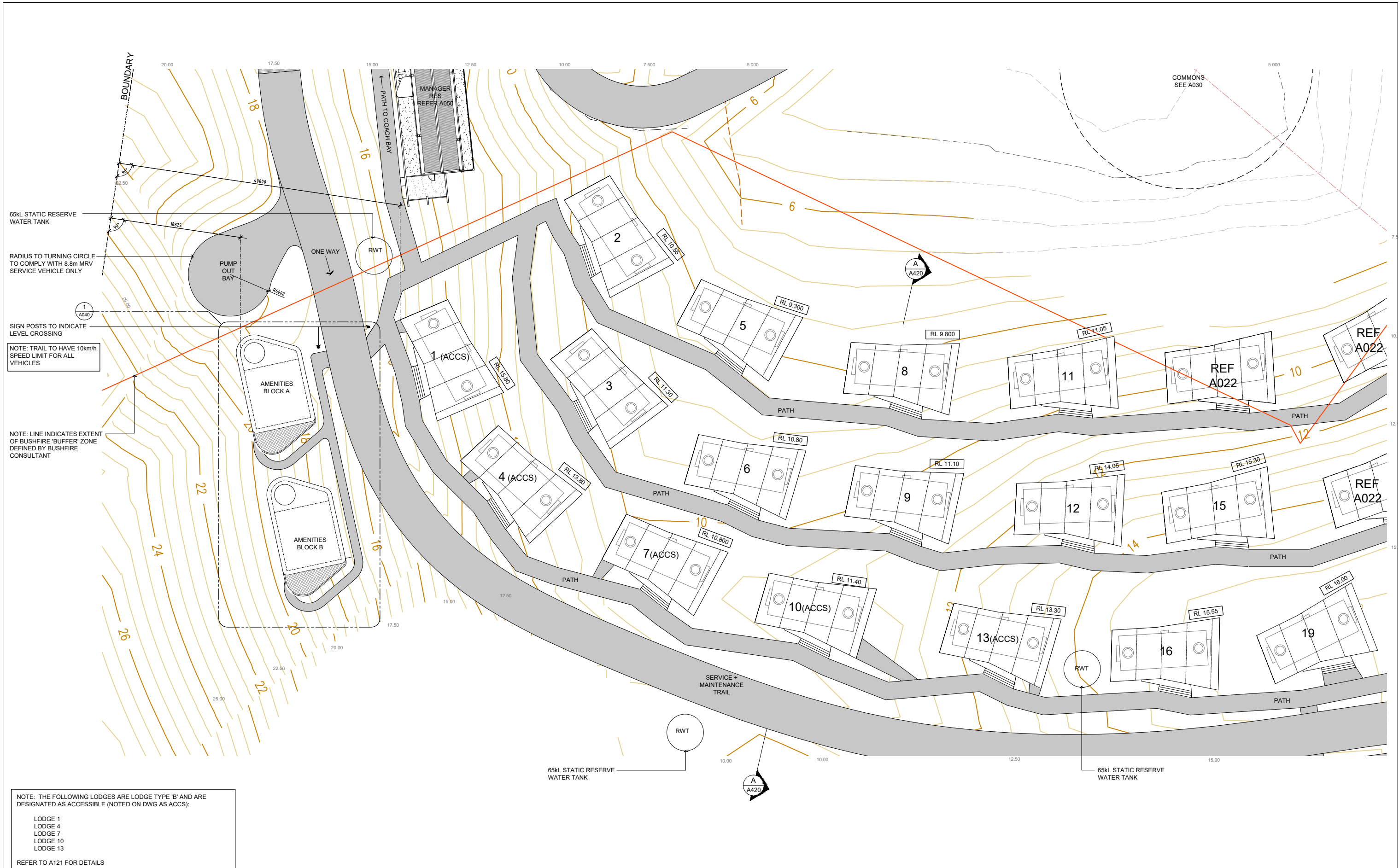
SCALE
1:500@A3

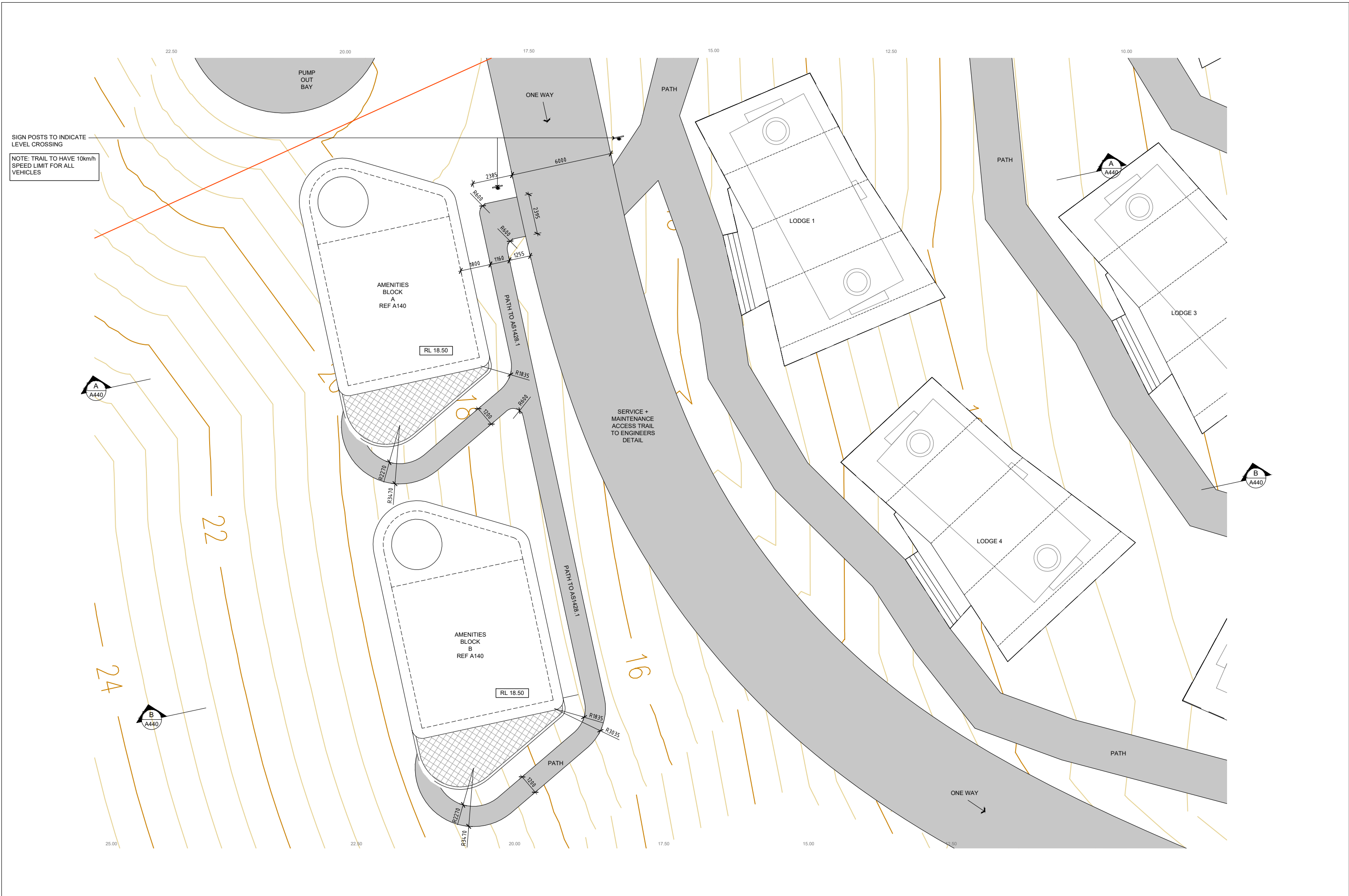
A010


DERIVE / ARCHITECTURE
& DESIGN

CONCEPTS AND INFORMATION CONTAINED IN THIS DRAWING ARE COPYRIGHT AND MAY NOT BE REPRODUCED IN WHOLE OR PART OR BY ANY MEDIUM, WITHOUT THE WRITTEN PERMISSION OF DERIVE DESIGN. DO NOT SCALE THIS DRAWING, USE FIGURED DIMENSIONS ONLY. VERIFY ALL PROJECT DIMENSIONS BEFORE COMMENCING ON-SITE WORK OR OFF-SITE FABRICATION. NOTIFY DERIVE DESIGN OF ANY DISCREPANCIES AND SEEK INSTRUCTIONS.

NOMINATED ARCHITECT JASON ELSLEY (8819) ABN 62108638491

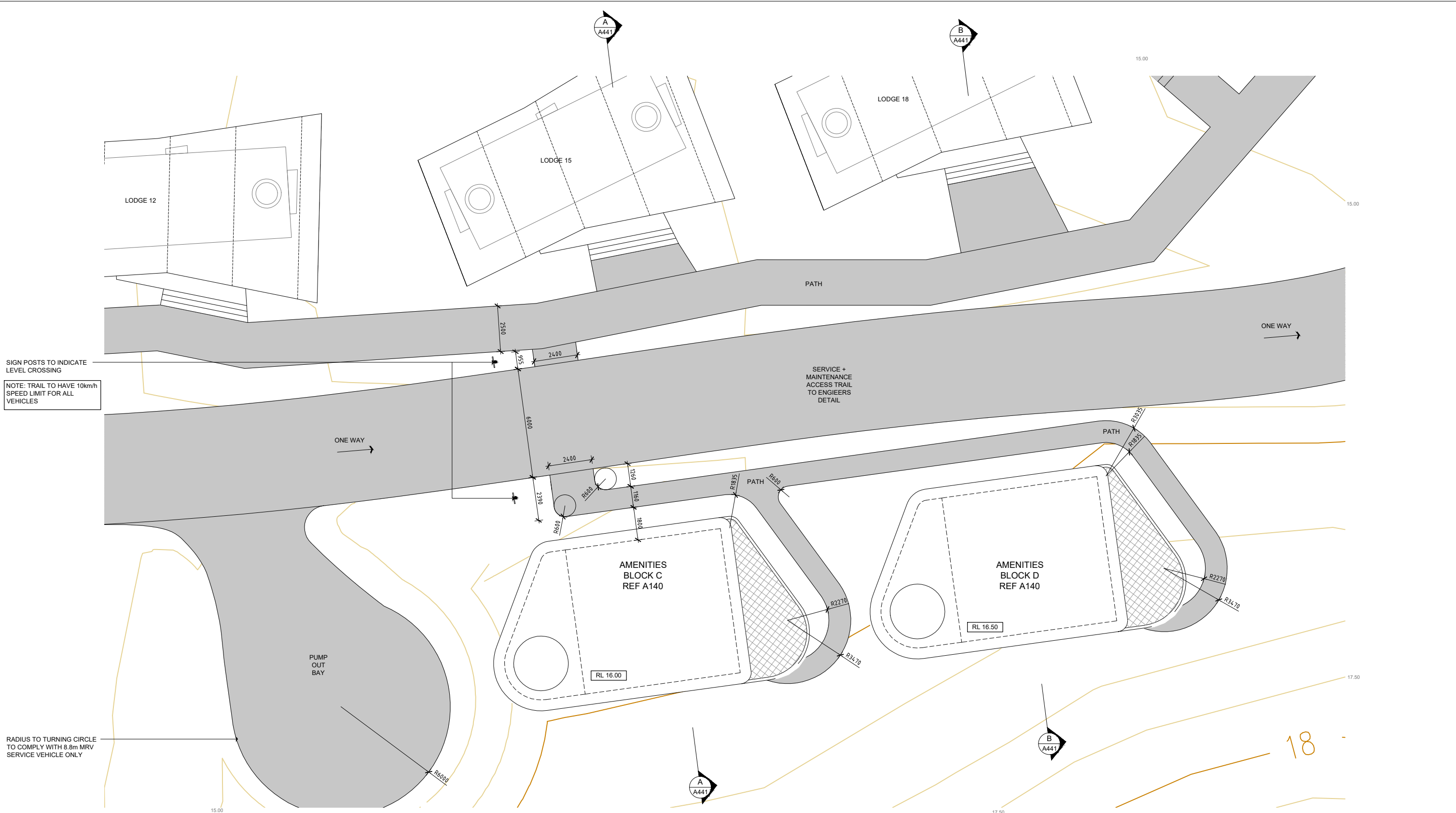




P1 A	PRELIMINARY ISSUE ISSUE TO COUNCIL	01.12.17 08.08.18		CLIENT WORIMI LALC	ADDRESS LAVIS LANE, WILLIAMTOWN LOT 227 IN DP1097995	DRAWING TITLE PART SITE PLAN - AMENITIES BLOCK A + B		SCALE 1:100@A1	A040	DERIVE / ARCHITECTURE & DESIGN
						PROJECT DD239 WLALC ECO-TOURISM CENTRE	REF DD239			

CONCEPTS AND INFORMATION CONTAINED IN THIS DRAWING ARE COPYRIGHT AND MAY NOT BE REPRODUCED IN WHOLE OR PART OR BY ANY MEDIUM, WITHOUT THE WRITTEN PERMISSION OF DERIVE DESIGN. DO NOT SCALE THIS DRAWING, USE FIGURED DIMENSIONS ONLY. VERIFY ALL PROJECT DIMENSIONS BEFORE COMMENCING ON-SITE WORK OR OFF-SITE FABRICATION. NOTIFY DERIVE DESIGN OF ANY DISCREPANCIES AND SEEK INSTRUCTIONS.

NOMINATED ARCHITECT JASON ELSLEY (8819) ABN 62108638491

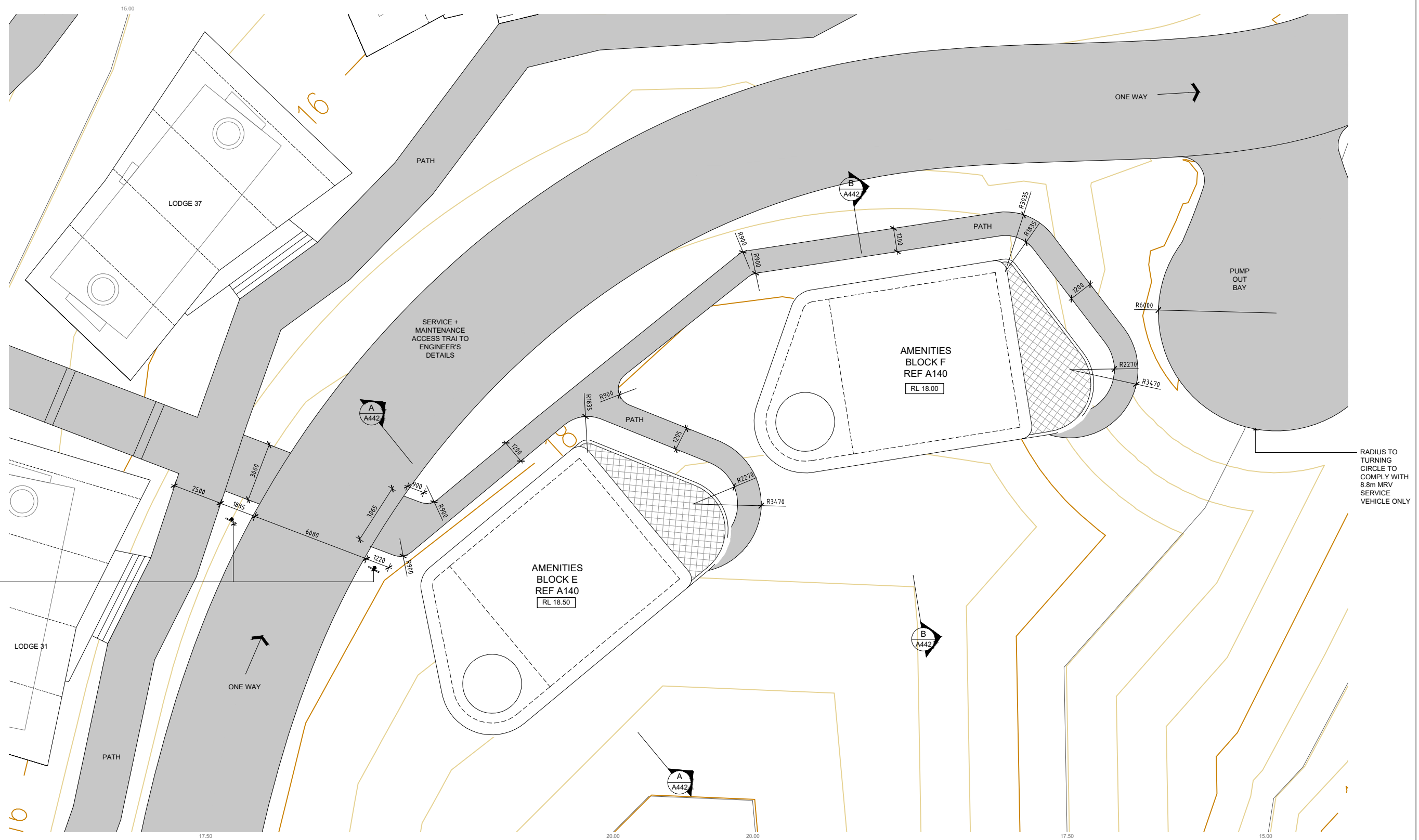


SIGN POSTS TO INDICATE
LEVEL CROSSING

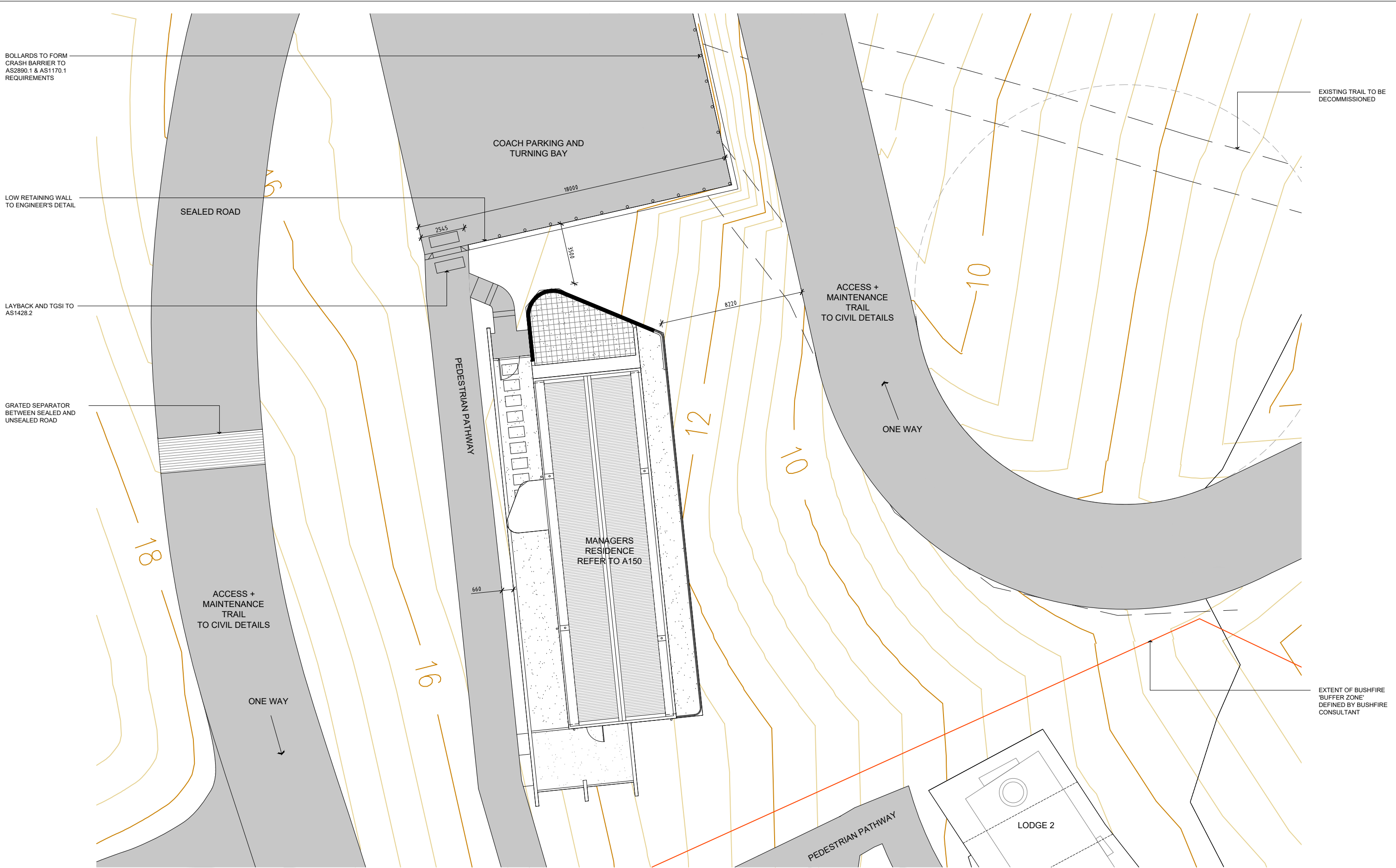
NOTE: TRAIL TO HAVE 10km/h
SPEED LIMIT FOR ALL
VEHICLES

RADIUS TO TURNING CIRCLE
TO COMPLY WITH 8.8m MRV
SERVICE VEHICLE ONLY

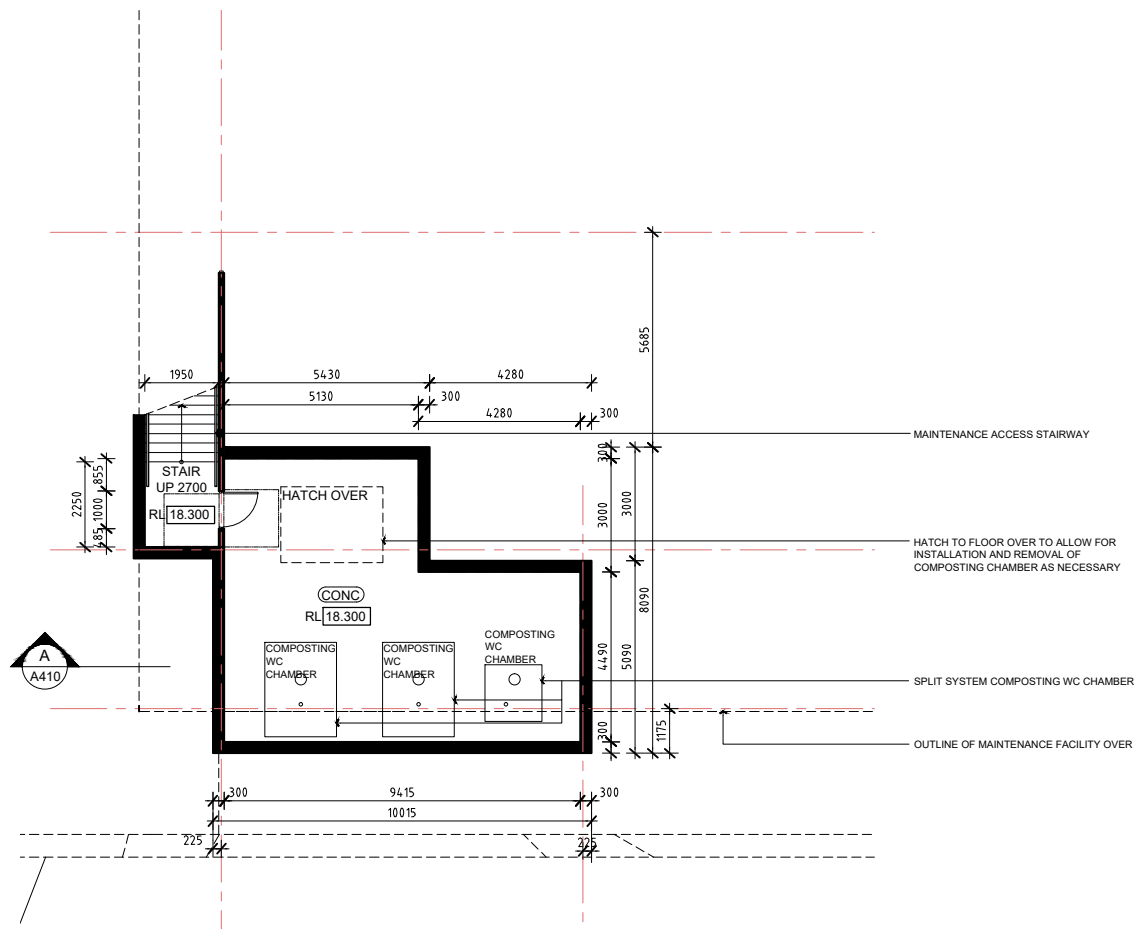
1 PART SITE PLAN - AMENITIES C + D
- 1:100@A1 / 1:200@A3

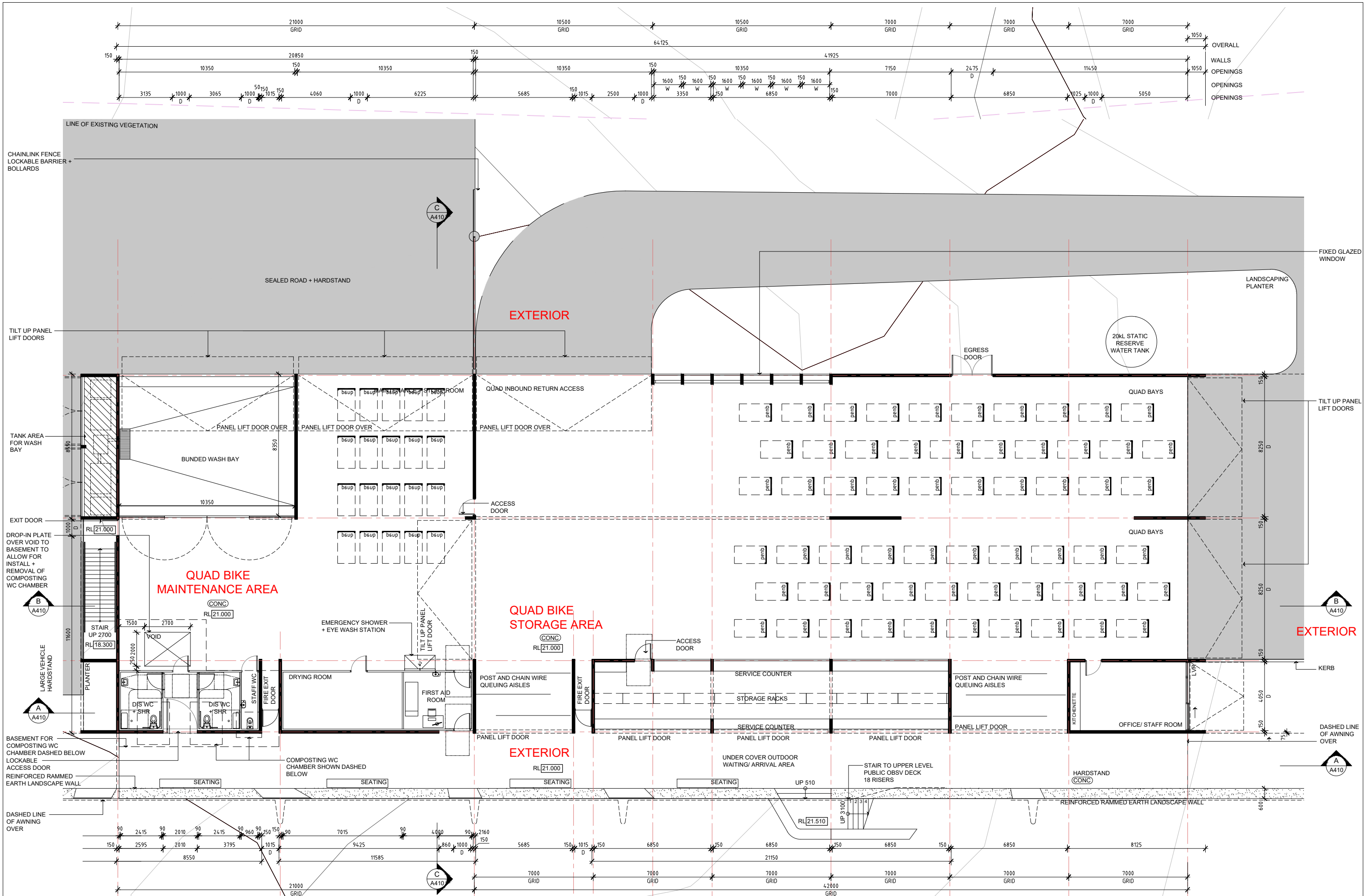


1 PART SITE PLAN - AMENITIES E + F
1:100@A1 / 1:200@A3



1 PART SITE PLAN - MANAGER'S RESIDENCE
A001 1:100@A1 / 1:200@A3





P1	PRELIMINARY ISSUE	01.12.17
A	ISSUE TO CONSULTANTS	30.05.18
B	ISSUE TO CONSULTANTS	05.07.18
C	ISSUE TO COUNCIL	08.08.18
D	ISSUE TO CLIENT	19.10.18
E	ISSUE TO COUNCIL - COMPOSTING WC	21.10.19



CLIENT
WORIMI LALC

ADDRESS
LAVIS LANE, WILLIAMTOWN
LOT 227 IN DP1097995

DRAWING TITLE
LOWER FLOOR PLAN - SDA FACILITY
PROJECT
DD239 WLALC ECO-TOURISM CENTRE

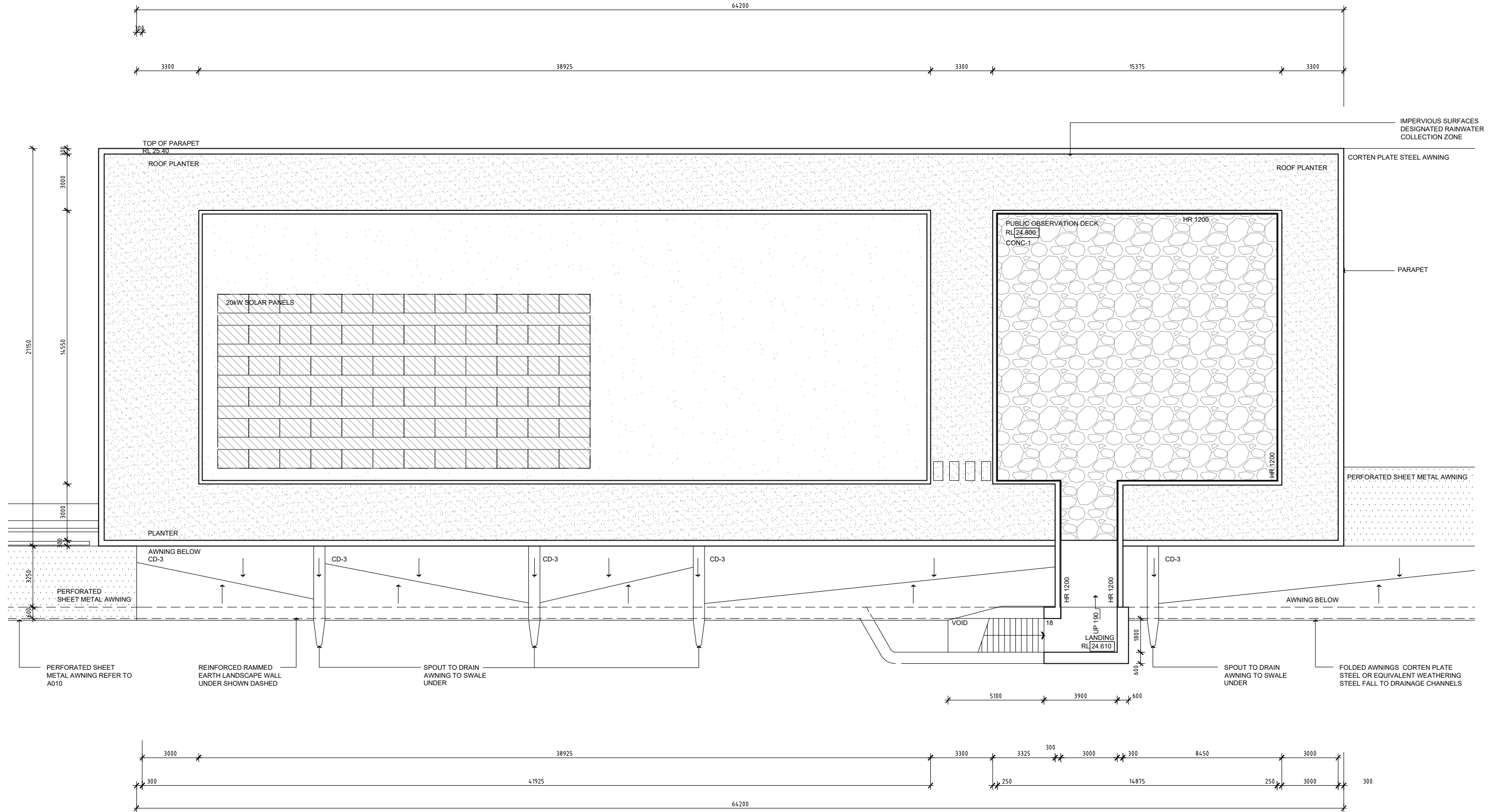
REF
DD239

SCALE
1:100@A1

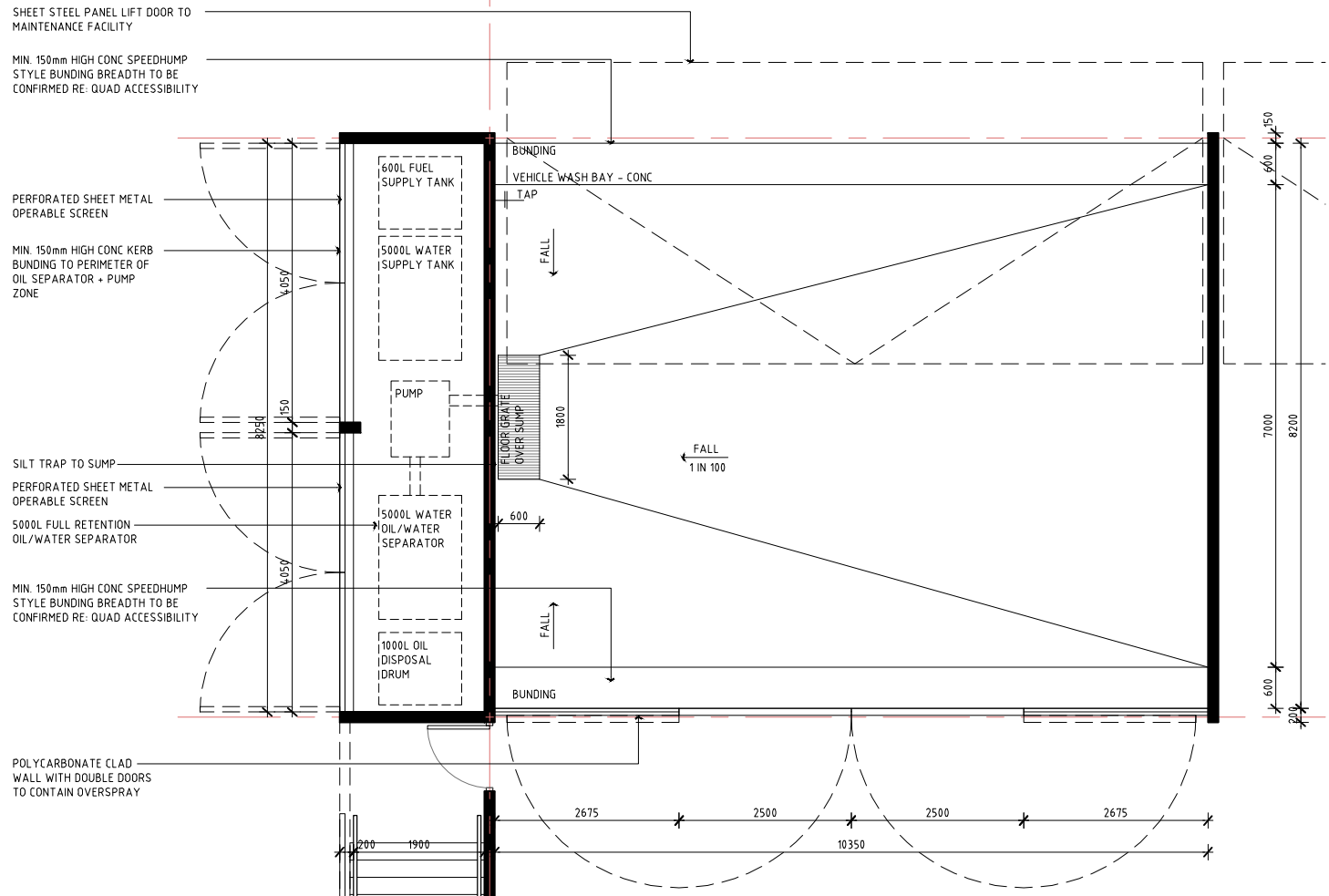
A110

DERIVE / ARCHITECTURE
& DESIGN

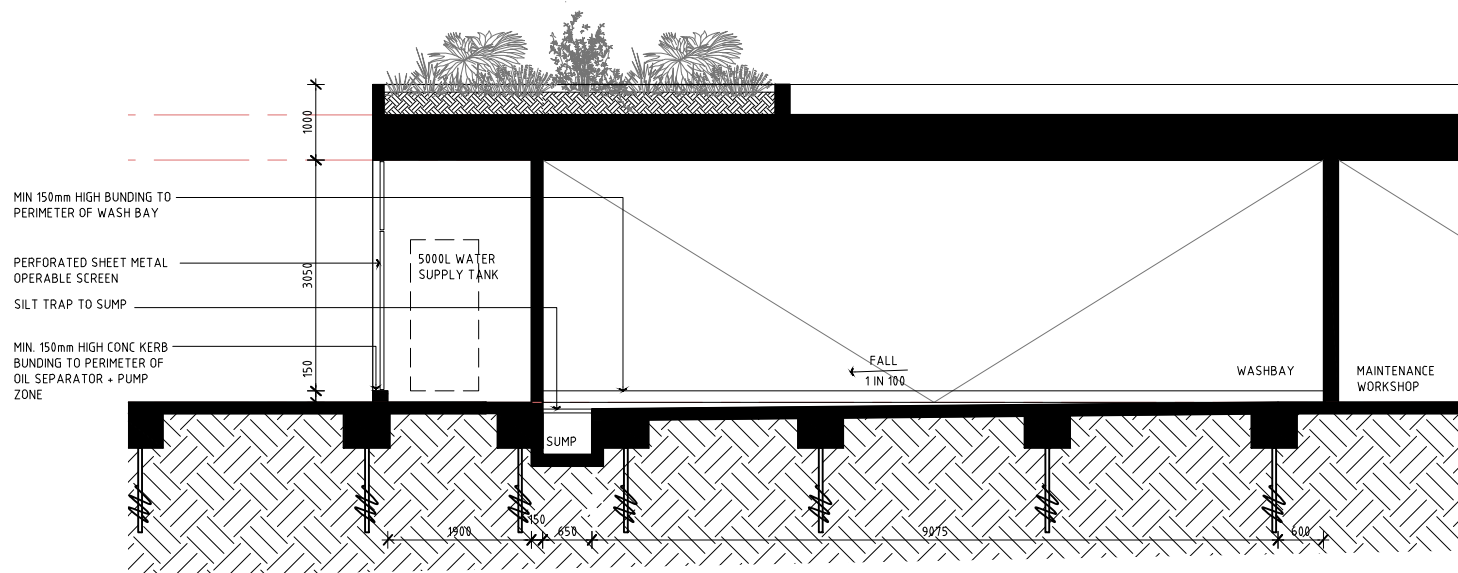
NOMINATED ARCHITECT JASON ELSLEY (8819) ABN 62 108638491



1 UPPER FLOOR & ROOF PLAN
- 1:100@A1 / 1:200@A3

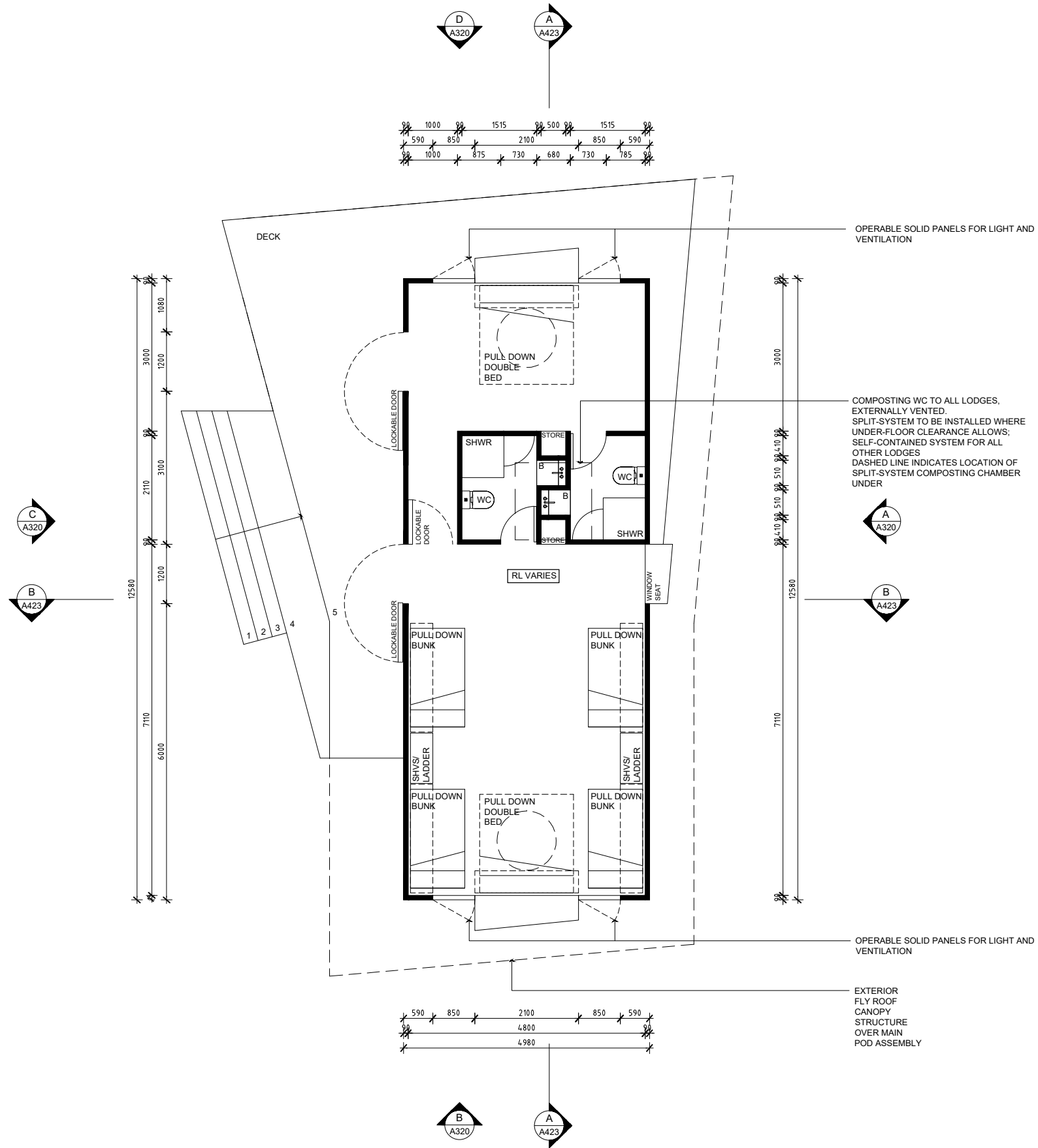


1 VEHICLE MAINTENANCE WASH BAY PLAN
A110 1:50@A1/1:100@A3

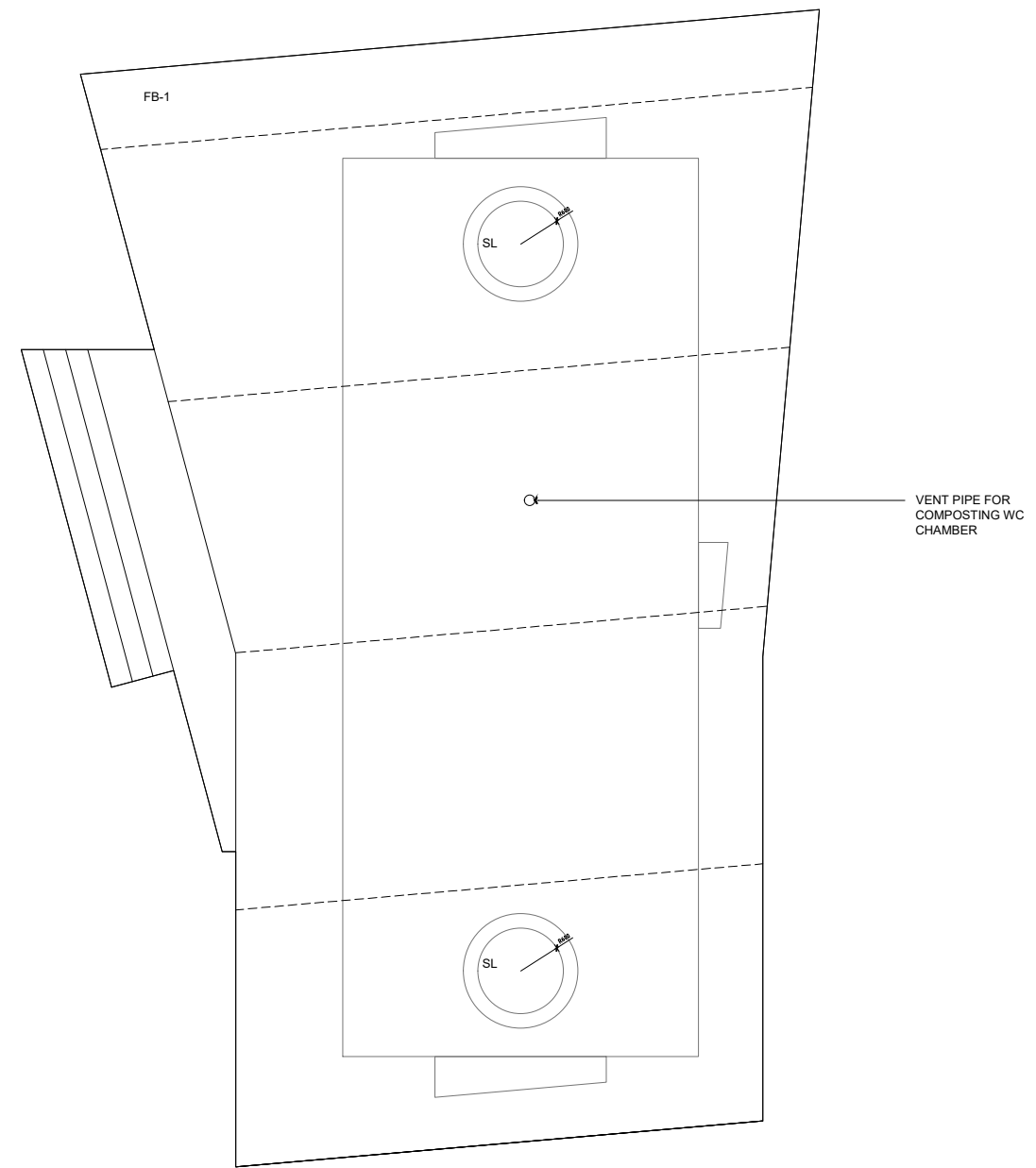


A VEHICLE MAINTENANCE WASH BAY SECTION
SCALE: 1:50@A1/1:100@A3

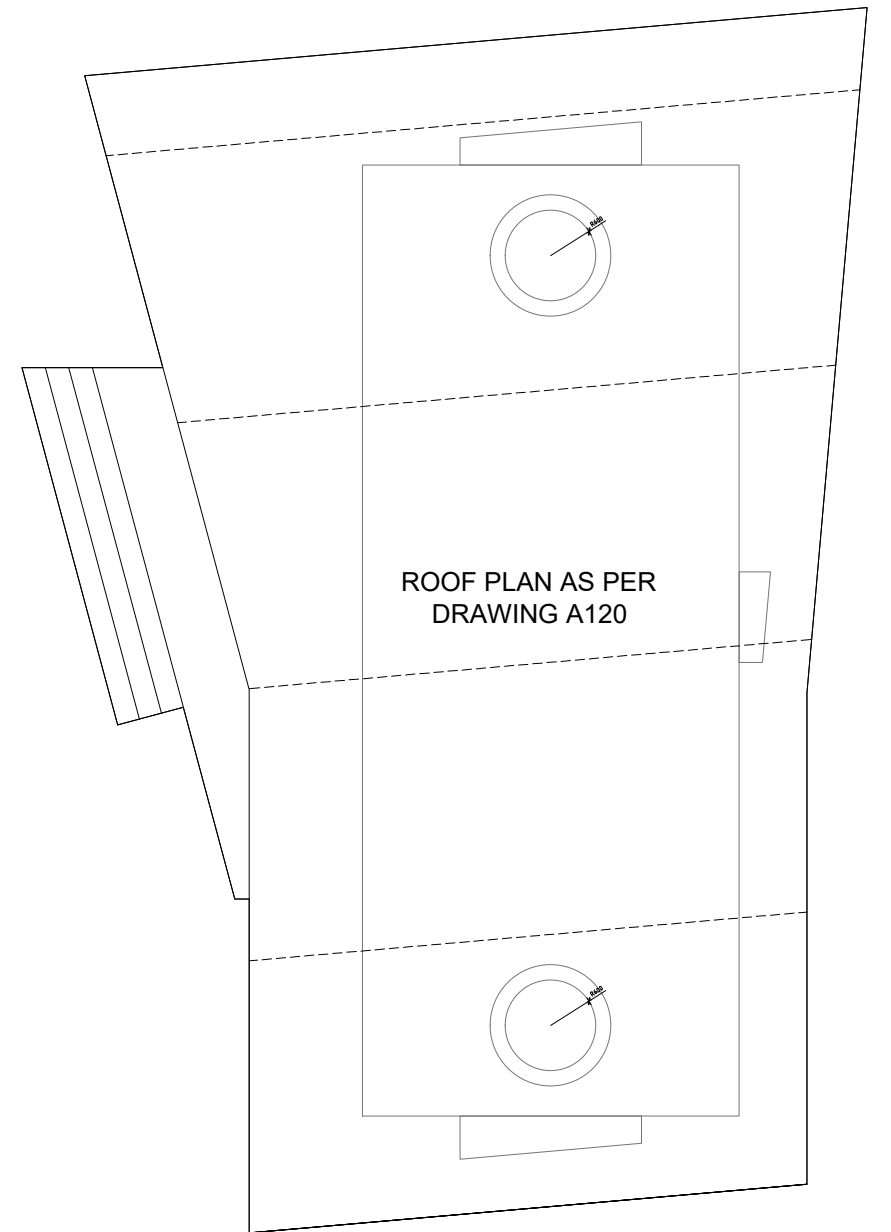
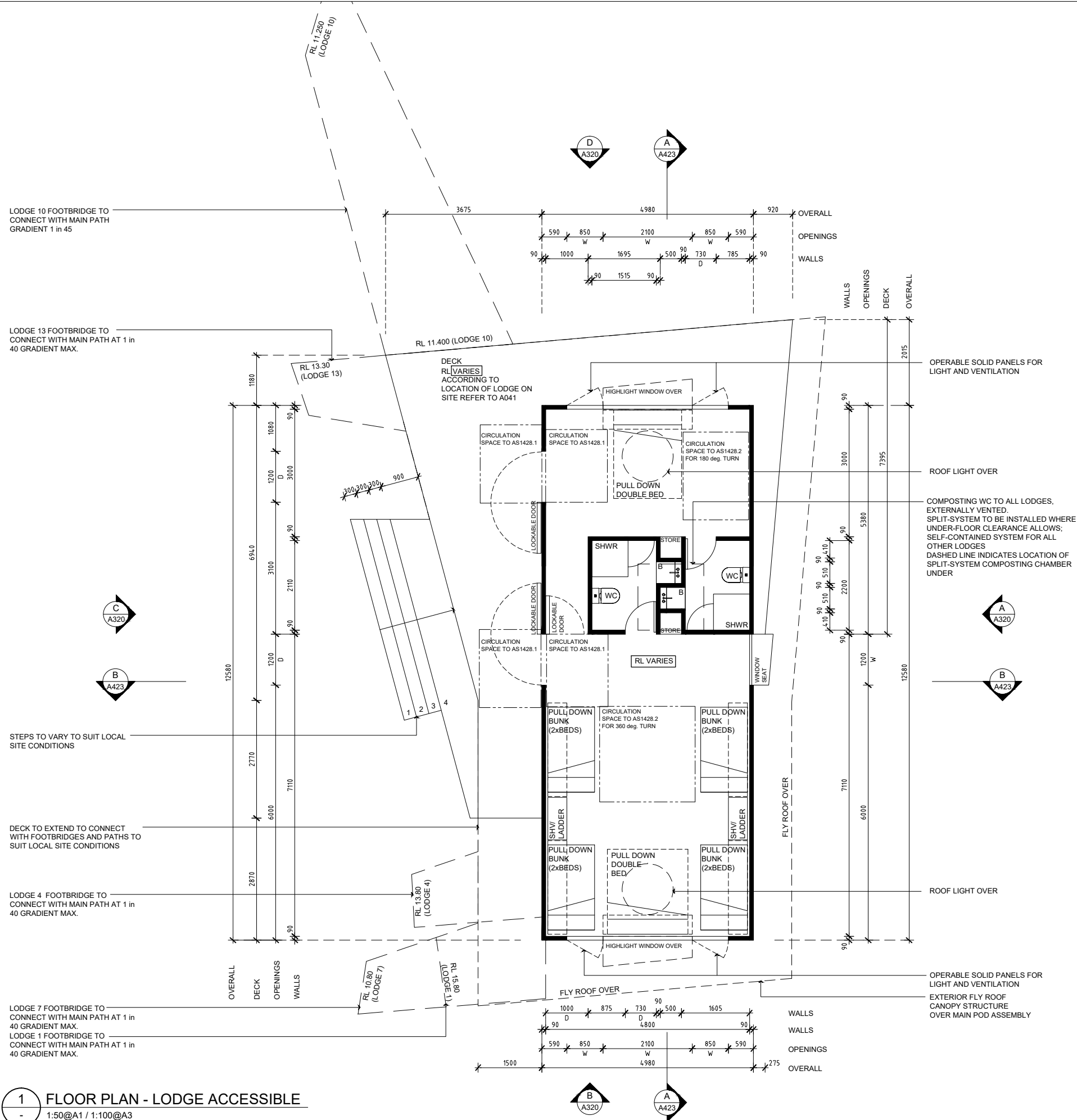




1 FLOOR PLAN - LODGE TYPICAL
- 1:50@A1 / 1:100@A3



2 ROOF PLAN - LODGE TYPICAL
- 1:50@A1 / 1:100@A3



1 FLOOR PLAN - LODGE ACCESSIBLE
1:50@A1 / 1:100@A3

2 ROOF PLAN - LODGE TYPICAL
1:50@A1 / 1:100@A3

P1 PRELIMINARY ISSUE 04.10.17
A ISSUE TO COUNCIL 08.08.18
B ISSUE TO COUNCIL - COMPOSTING WC 21.10.19

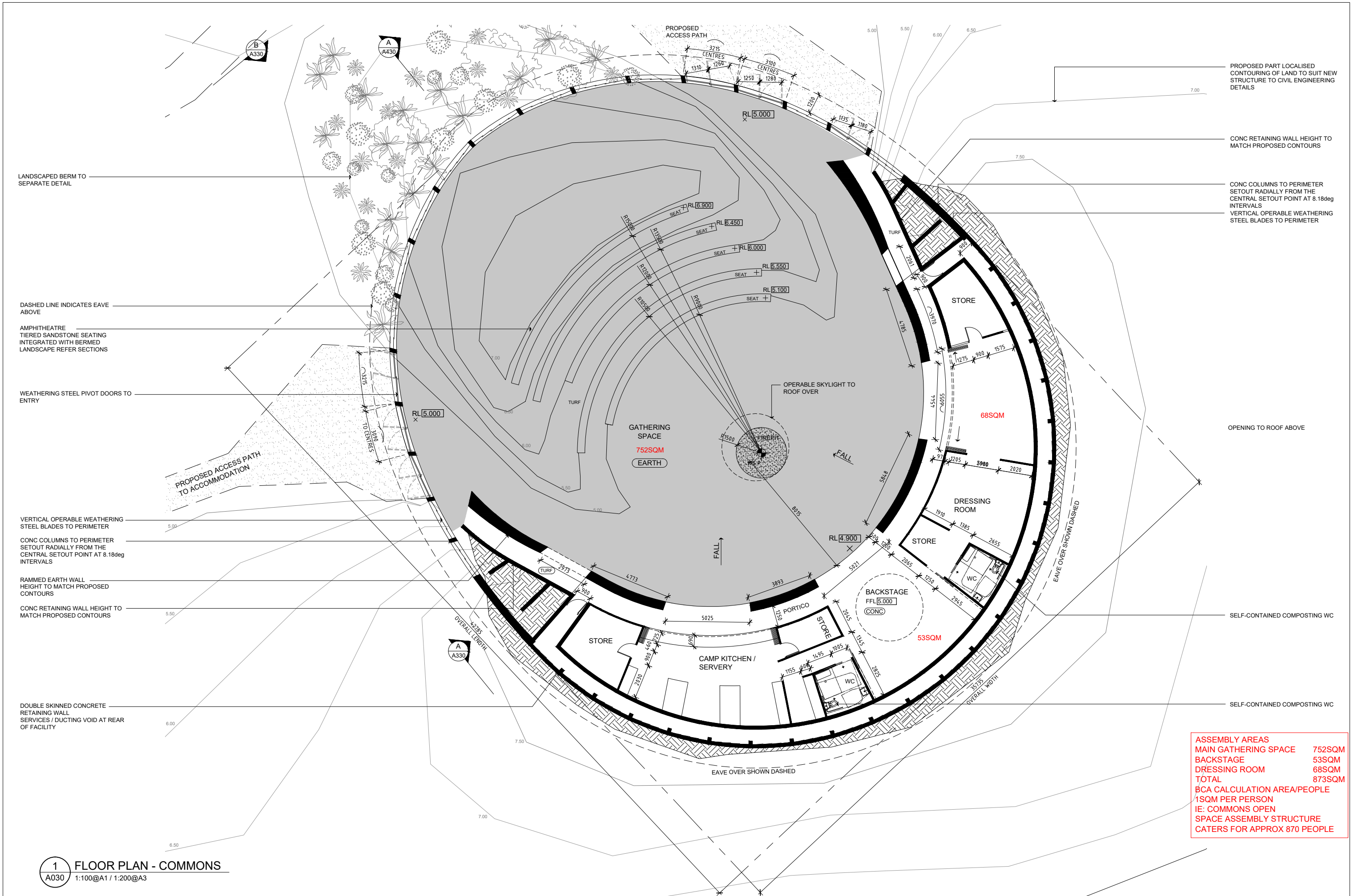
CLIENT
WORIMI LALC

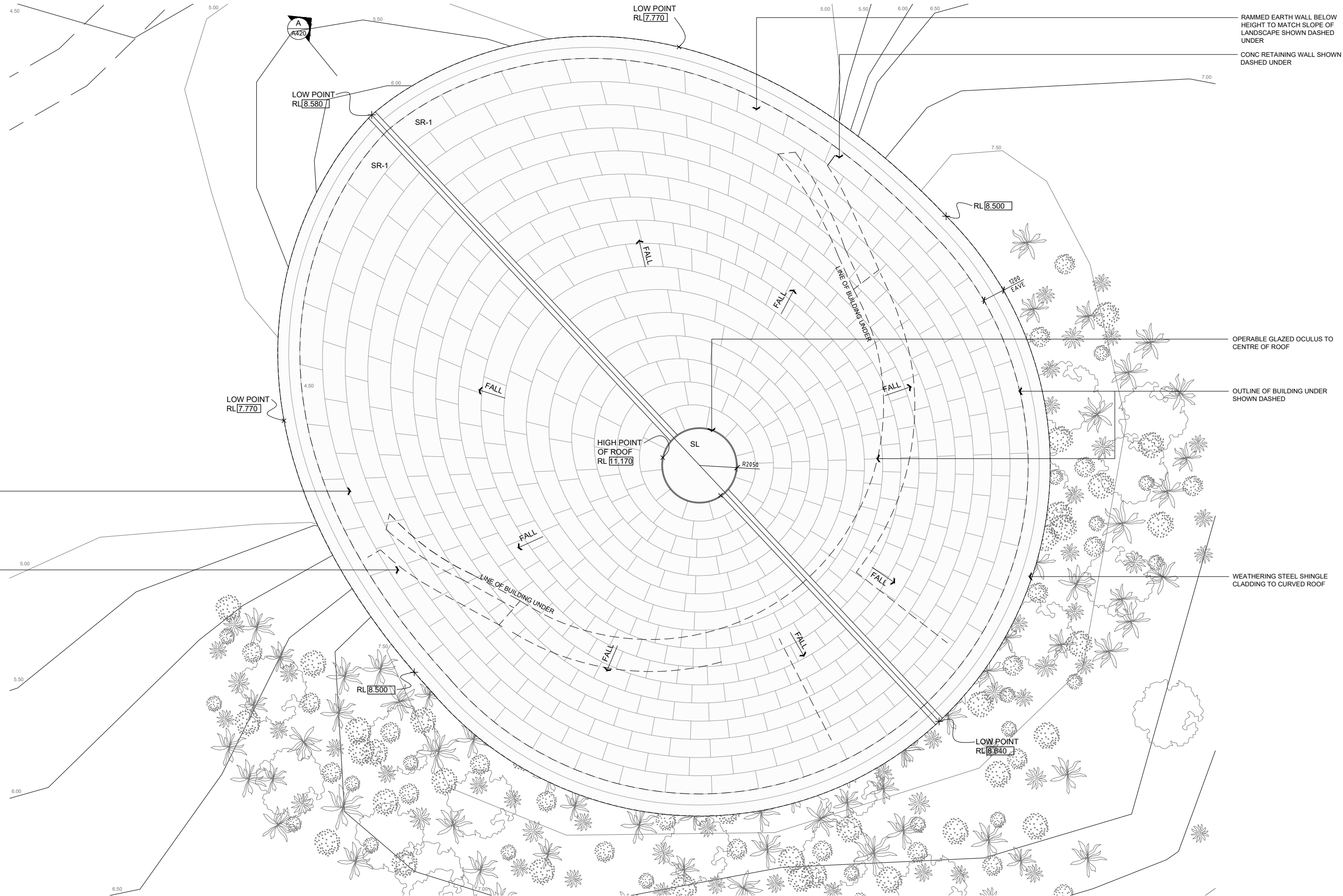
ADDRESS
LAVIS LANE, WILLIAMTOWN
LOT 227 IN DP1097995

DRAWING TITLE
FLOOR + ROOF PLAN ACCOMM ACCESSIBLE
PROJECT DD239 WLALC ECO-TOURISM CENTRE
REF DD239 SCALE 1:50@A1

A121

DERIVE / ARCHITECTURE & DESIGN





1 ROOF PLAN - COMMONS
A030 1:100@A1 / 1:200@A3

P1	PRELIMINARY ISSUE	01.12.17
A	ISSUE FOR COORDINATION	26.07.18
B	ISSUE TO COUNCIL	08.08.18



CLIENT
WORIMI LALC

ADDRESS
LAVIS LANE, WILLIAMTOWN
LOT 227 IN DP1097995

DRAWING TITLE
ROOF PLAN - COMMONS

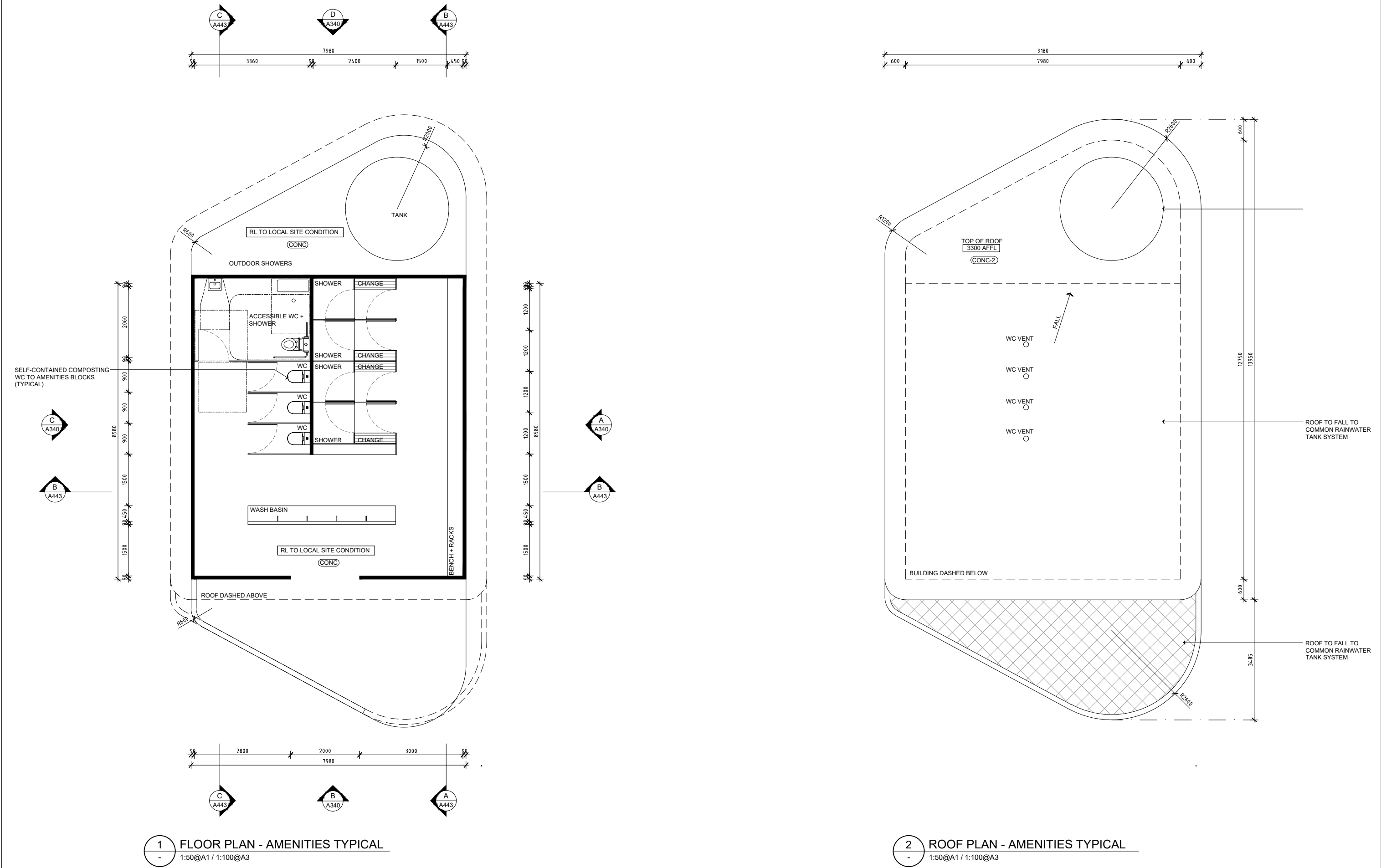
PROJECT
DD239 WLAC ECO-TOURISM CENTRE

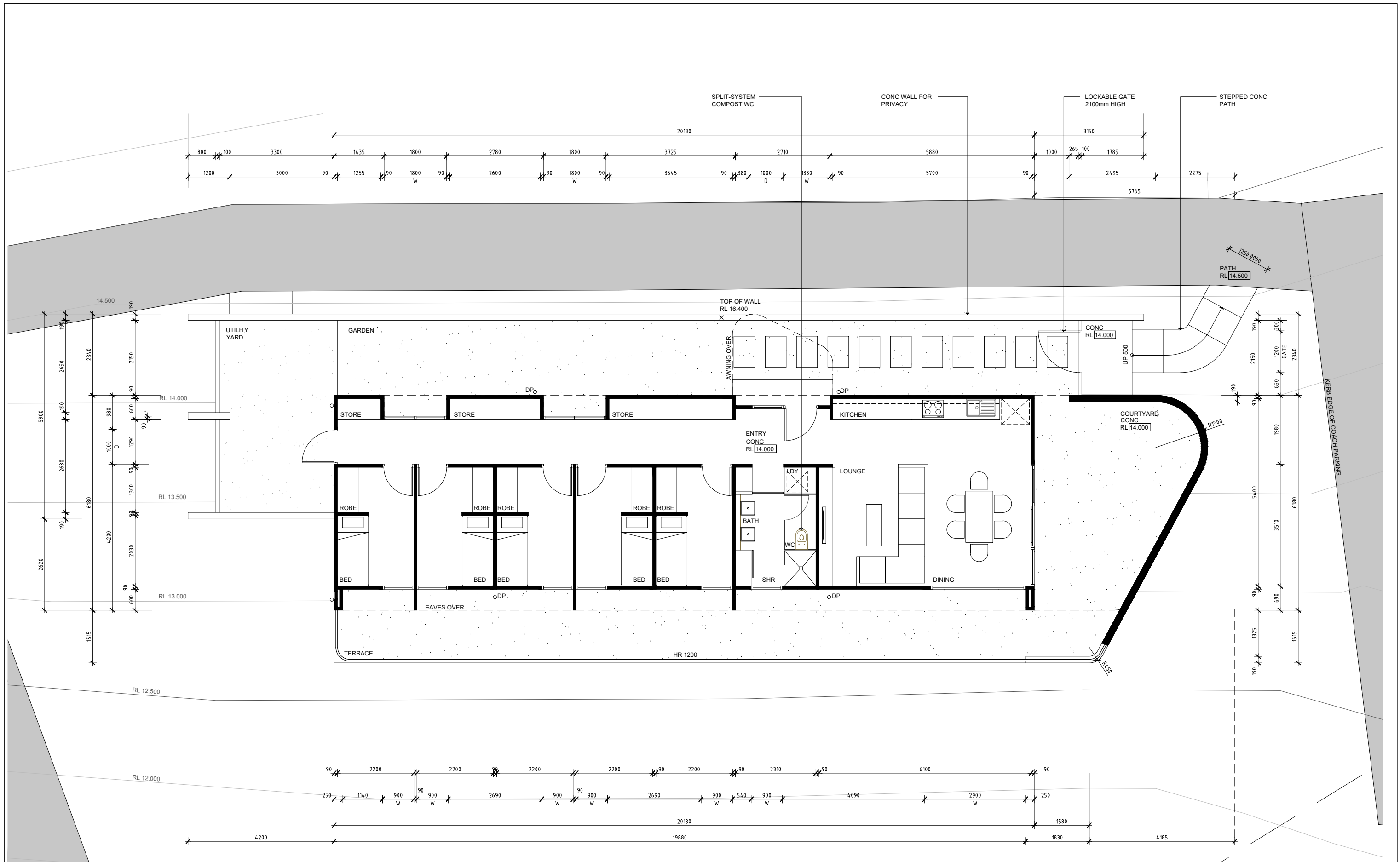
REF
DD239

SCALE
1:200@A3

A131

**DERIVE / ARCHITECTURE
& DESIGN**





1 FLOOR PLAN - MANAGER'S RESIDENCE
A003 1:50@A1 / 1:100@A3

A ISSUE TO COUNCIL
B ISSUE TO COUNCIL - COMPOSTING WC

08.08.18
21.10.19



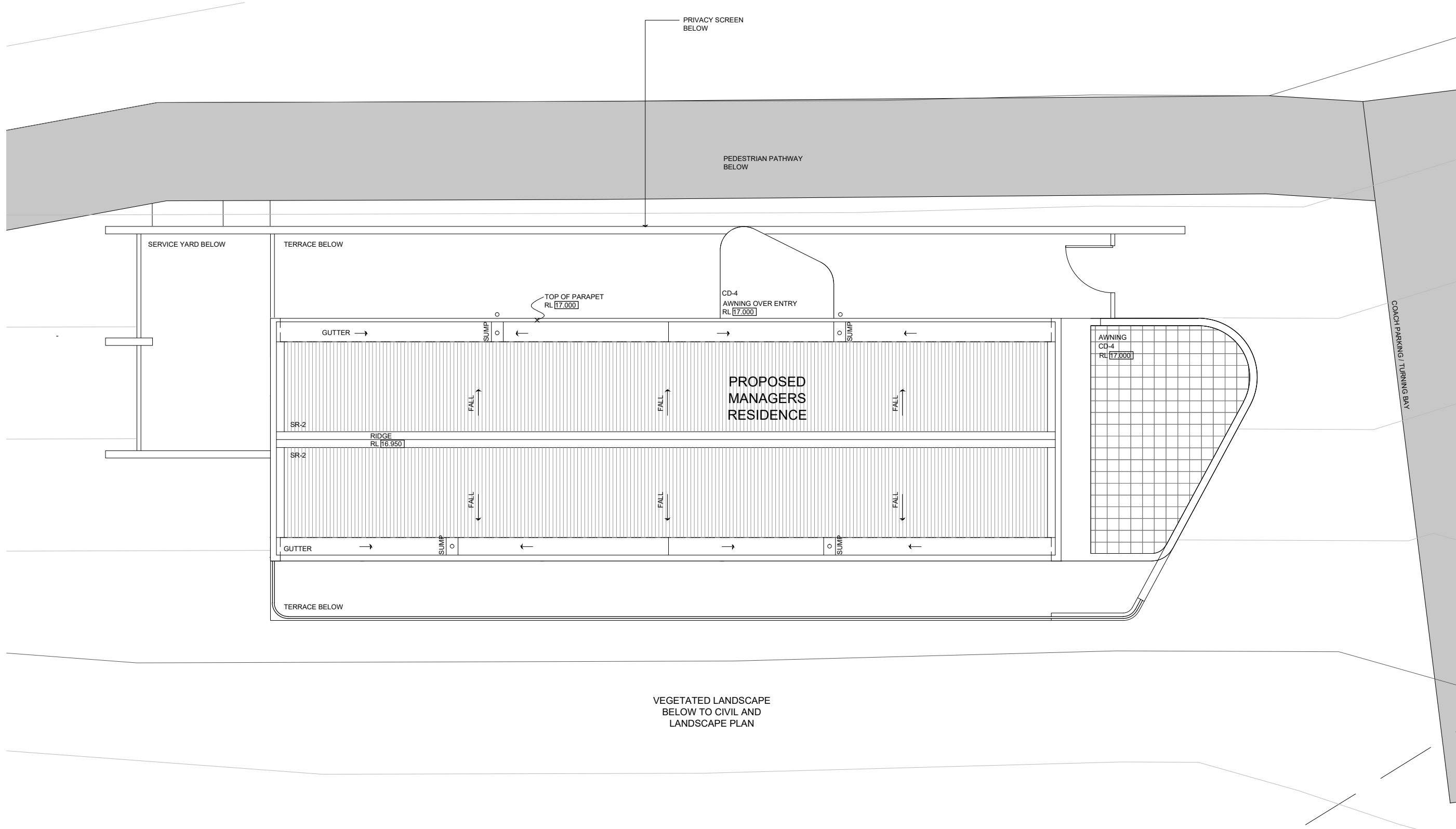
CLIENT
WORIMI LALC

ADDRESS
LAVIS LANE, WILLIAMTOWN
LOT 227 IN DP1097995

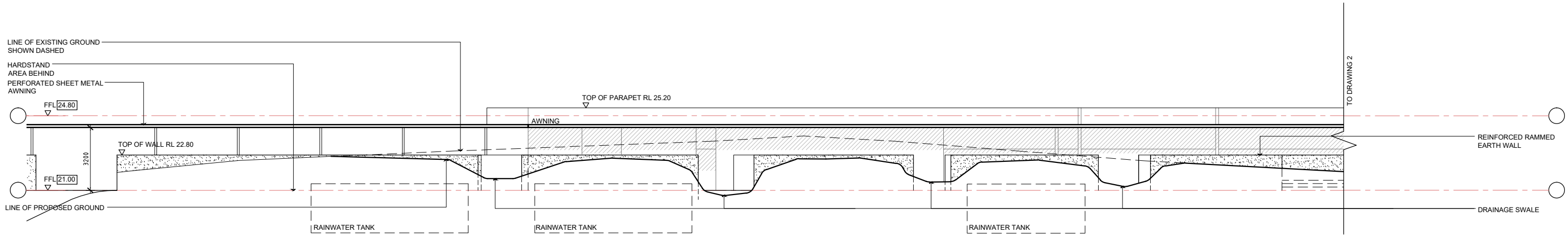
DRAWING TITLE
FLOOR PLAN - MANAGER'S RESIDENCE
PROJECT
DD239 WLALC ECO-TOURISM CENTRE
REF
DD239
SCALE
1:50@A3

A150

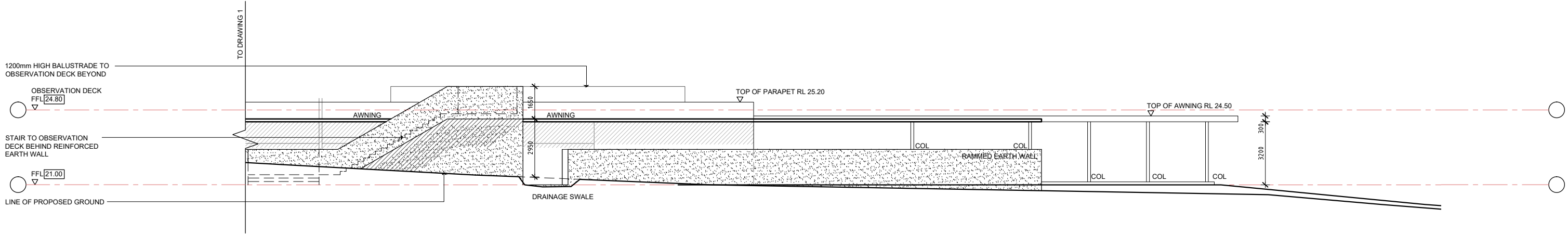
DERIVE / ARCHITECTURE
& DESIGN



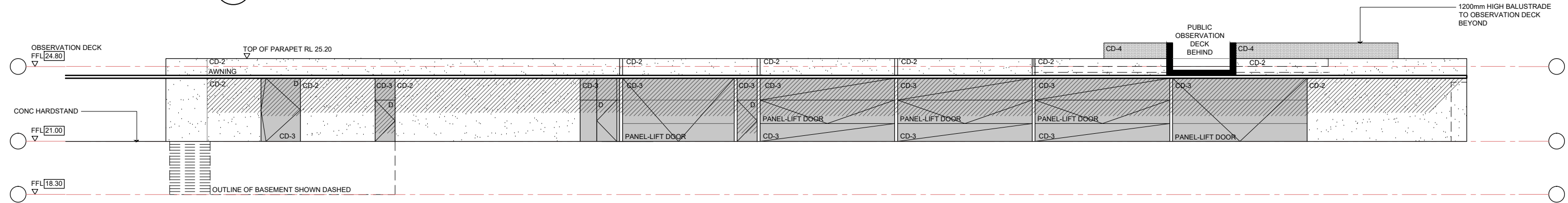
1 ROOF PLAN - MANAGER'S RESIDENCE
A001 1:50@A1 / 1:100@A3



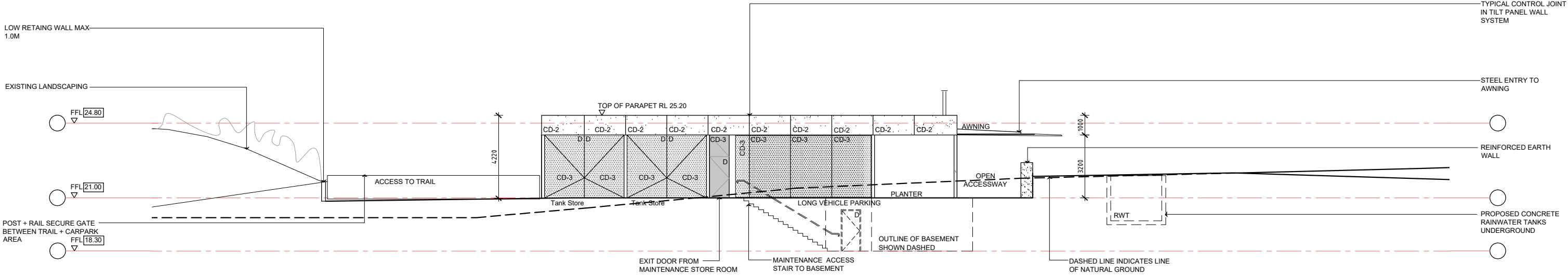
1 SOUTH ELEVATION - WALL - WEST
A110 1:100@A1 / 1:200@A3



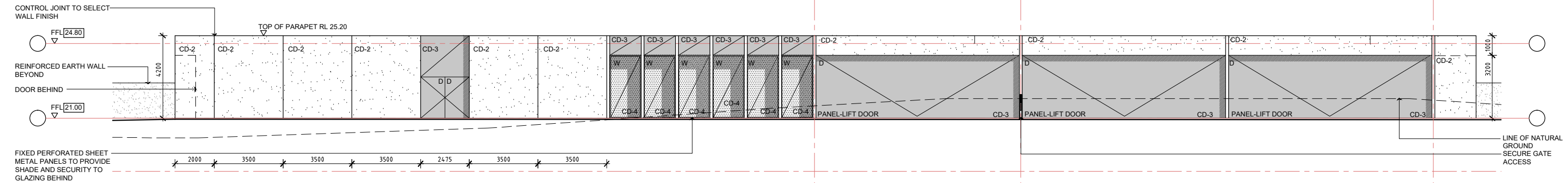
2 SOUTH ELEVATION - WALL - EAST
A110 1:100@A1 / 1:200@A3



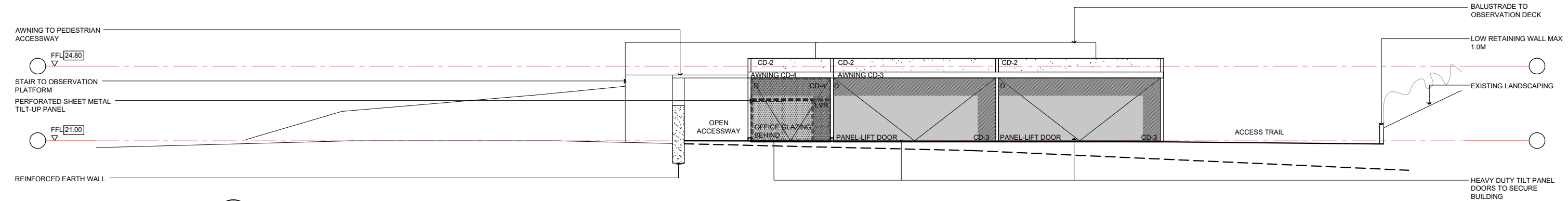
3 SOUTH ELEVATION
A110 1:100@A1 / 1:200@A3



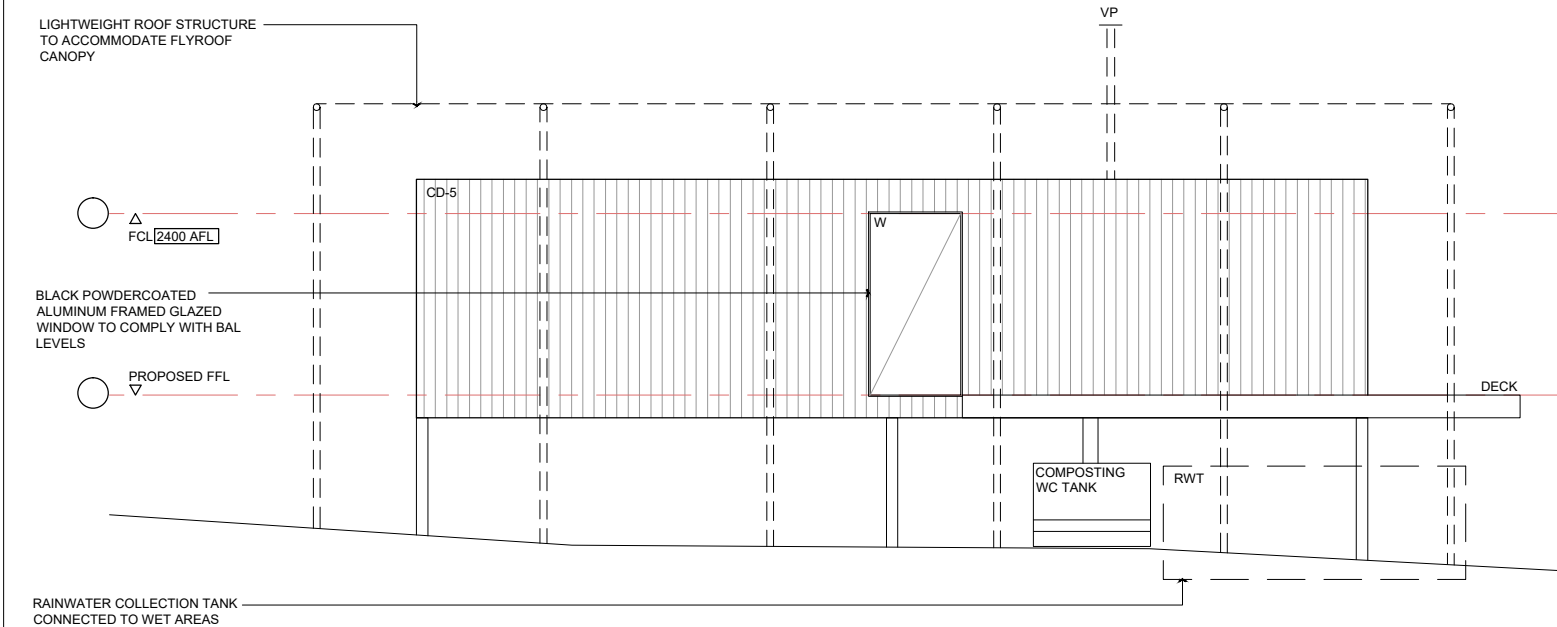
1 WEST ELEVATION
A110 1:100@A1 / 1:200@A3



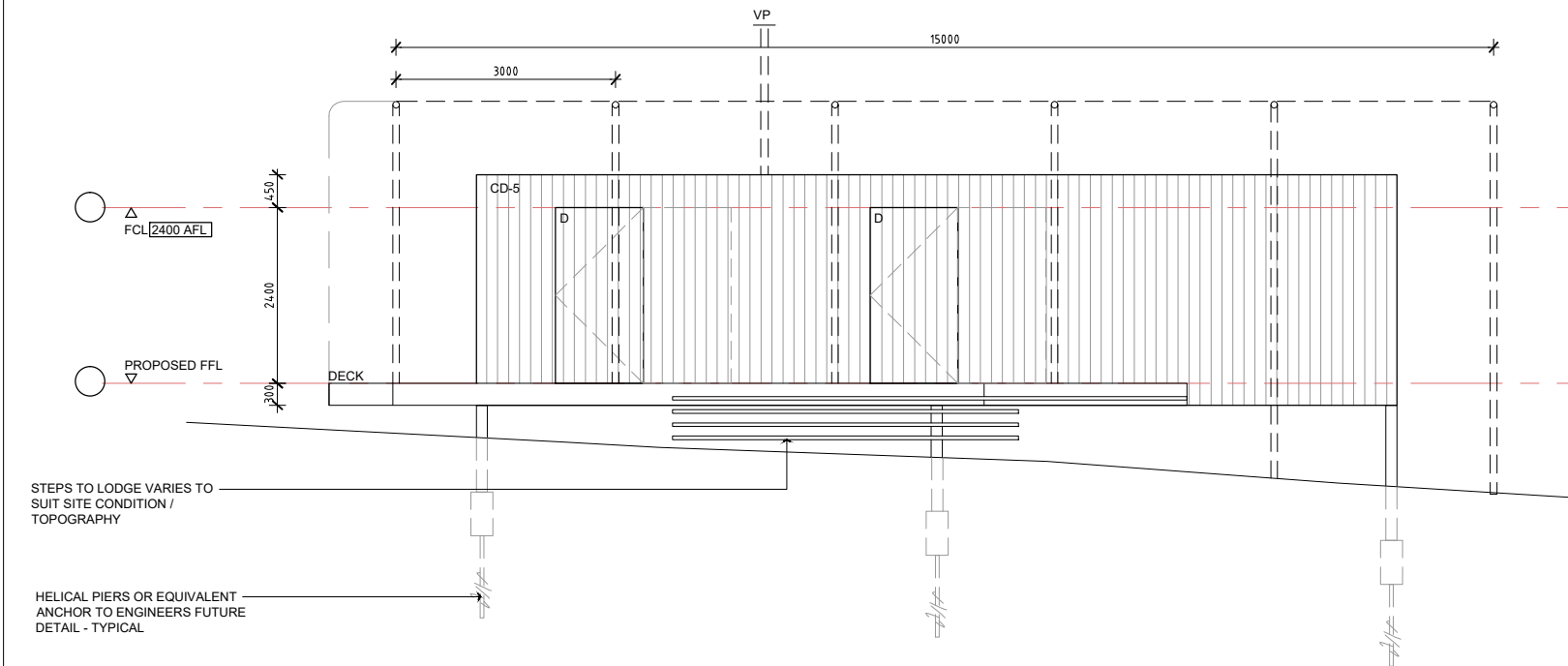
2 NORTH ELEVATION
A110 1:100@A1 / 1:200@A3



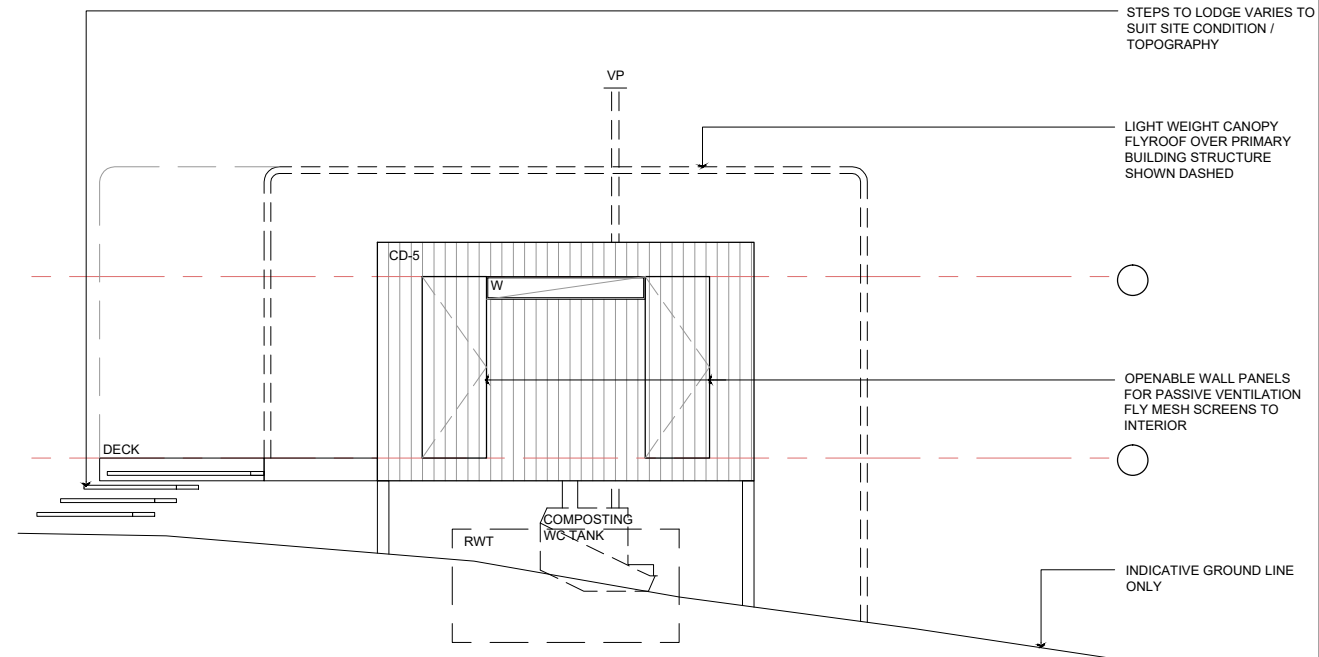
3 EAST ELEVATION
A110 1:100@A1 / 1:200@A3



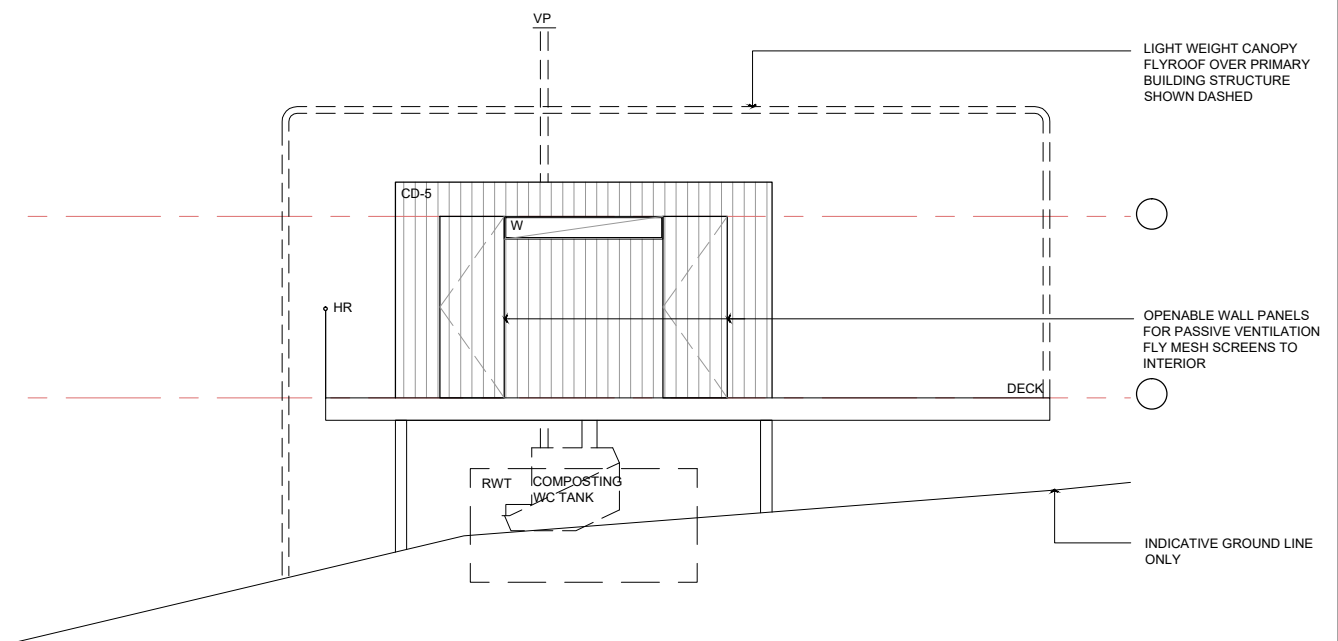
1 ELEVATION A
A120 1:50@A1 / 1:100@A3



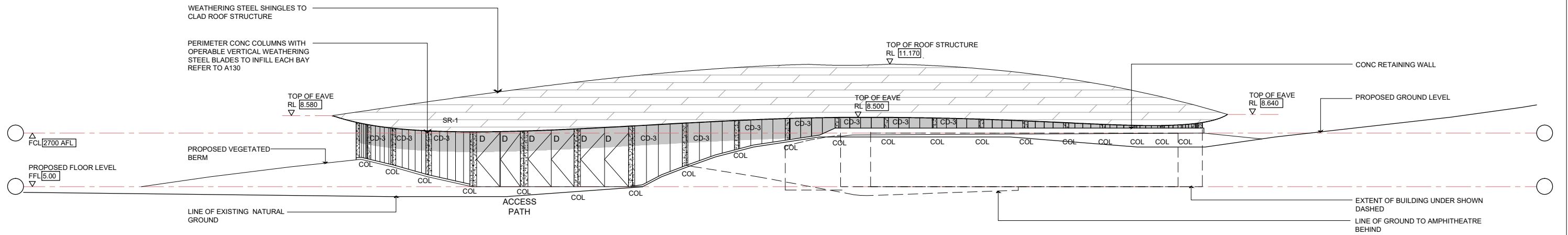
3 ELEVATION C
A120 1:50@A1 / 1:100@A3



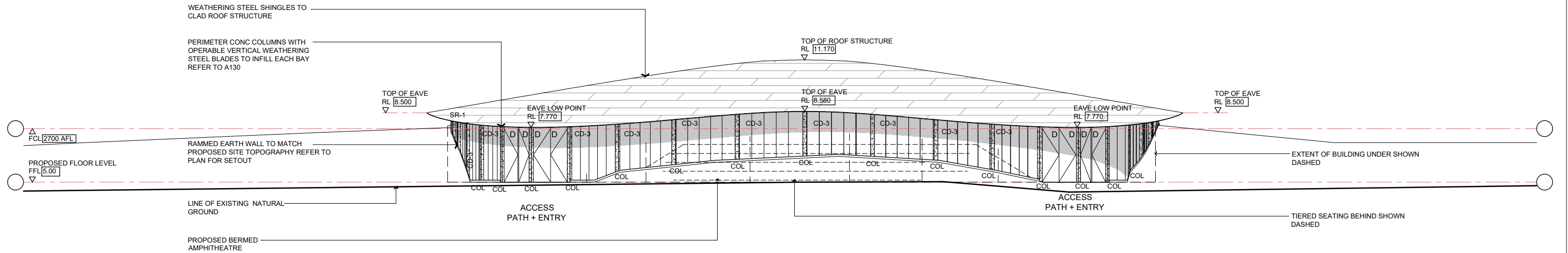
2 ELEVATION B
A120 1:50@A1 / 1:100@A3



4 ELEVATION D
A120 1:50@A1 / 1:100@A3



A SOUTH ELEVATION
A030 1:100@A1 / 1:200@A3



B WEST ELEVATION
A030 1:100@A1 / 1:200@A3

P1 PRELIMINARY ISSUE 01.12.17
P2 ISSUE FOR COORDINATION 26.07.18
A ISSUE TO COUNCIL 08.08.18



CLIENT
WORIMI LALC

ADDRESS
LAVIS LANE, WILLIAMTOWN
LOT 227 IN DP1097995

DRAWING TITLE
ELEVATIONS - COMMONS

PROJECT
DD239 WLALC ECO-TOURISM CENTRE

REF
DD239

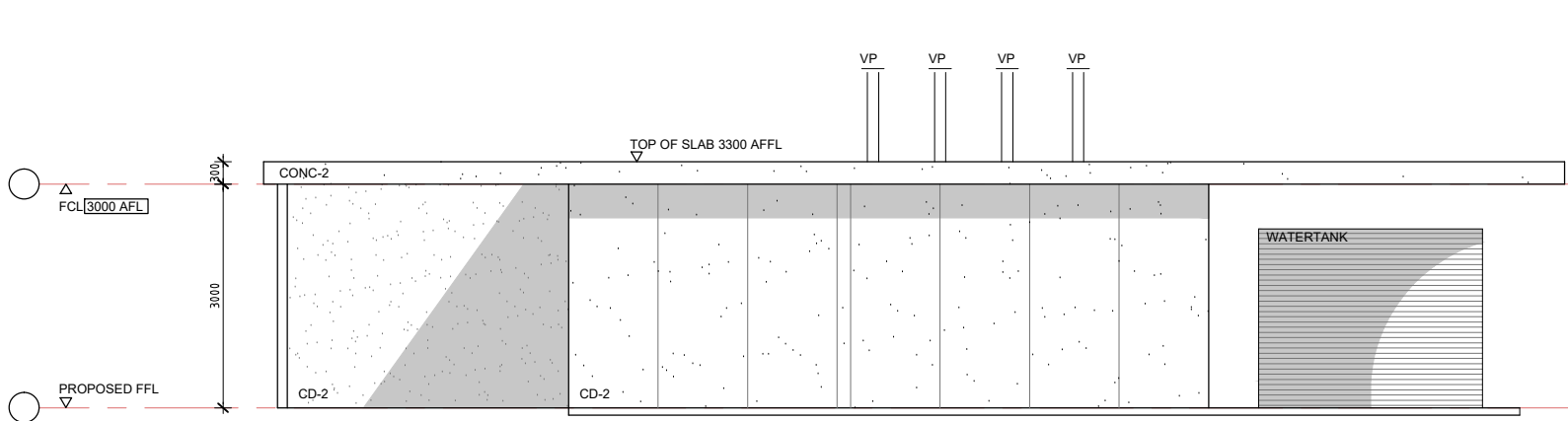
SCALE
1:200@A3

A330

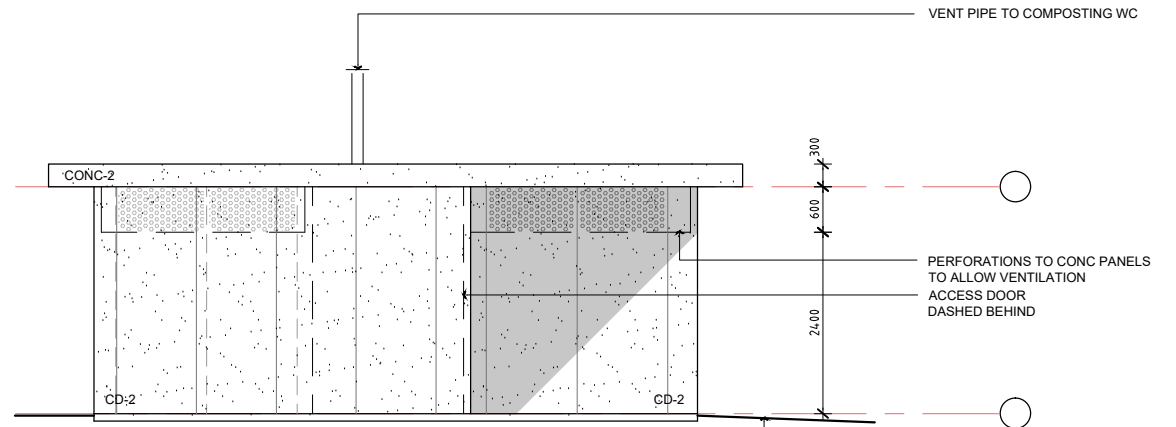
DERIVE / ARCHITECTURE & DESIGN

CONCEPTS AND INFORMATION CONTAINED IN THIS DRAWING ARE COPYRIGHT AND MAY NOT BE REPRODUCED IN WHOLE OR PART OR BY ANY MEDIUM, WITHOUT THE WRITTEN PERMISSION OF DERIVE DESIGN. DO NOT SCALE THIS DRAWING, USE FIGURED DIMENSIONS ONLY. VERIFY ALL PROJECT DIMENSIONS BEFORE COMMENCING ON-SITE WORK OR OFF-SITE FABRICATION. NOTIFY DERIVE DESIGN OF ANY DISCREPANCIES AND SEEK INSTRUCTIONS.

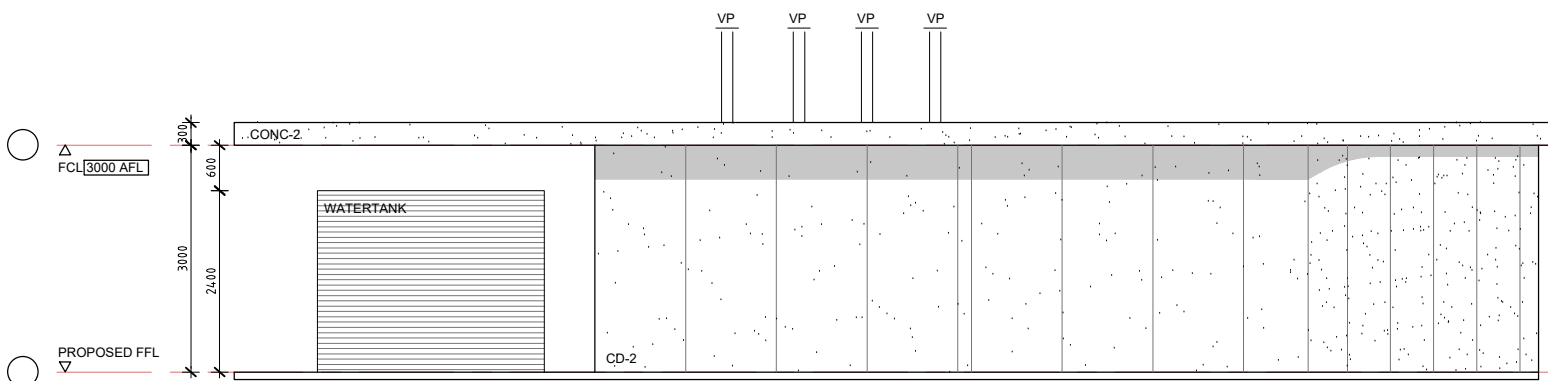
NOMINATED ARCHITECT JASON ELSLEY (8819) ABN 62108638491



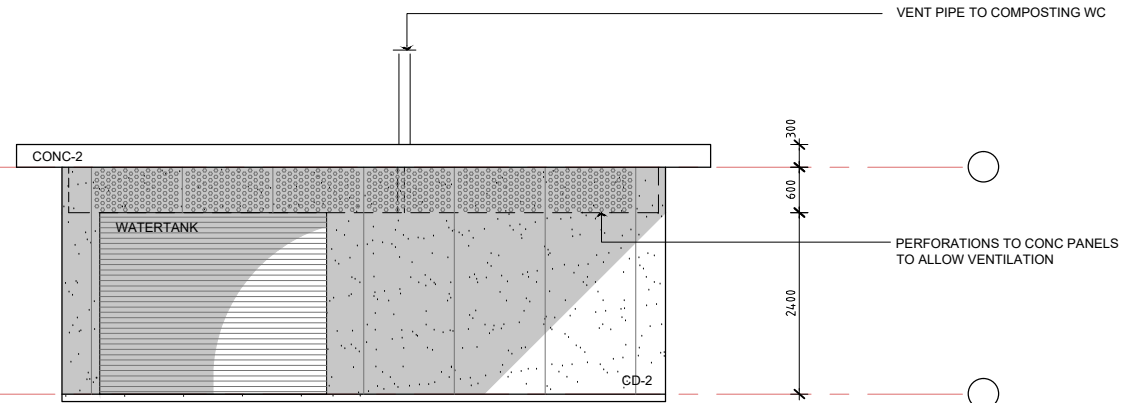
1 ELEVATION A
A140 1:50@A1 / 1:100@A3



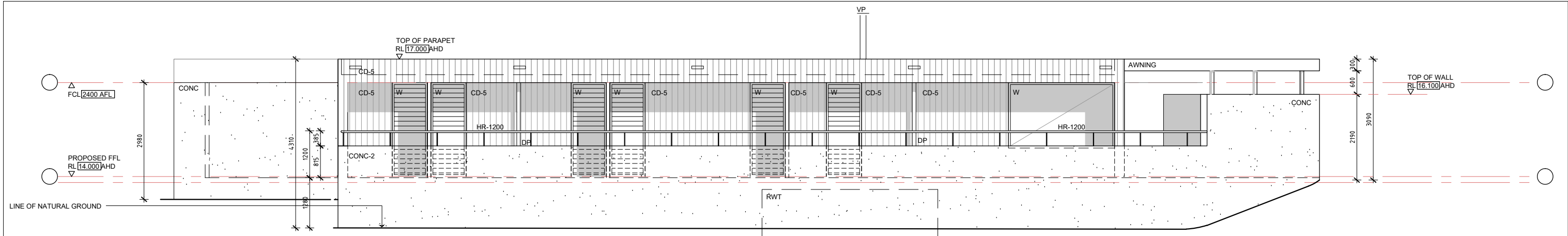
2 ELEVATION B
A140 1:50@A1 / 1:100@A3



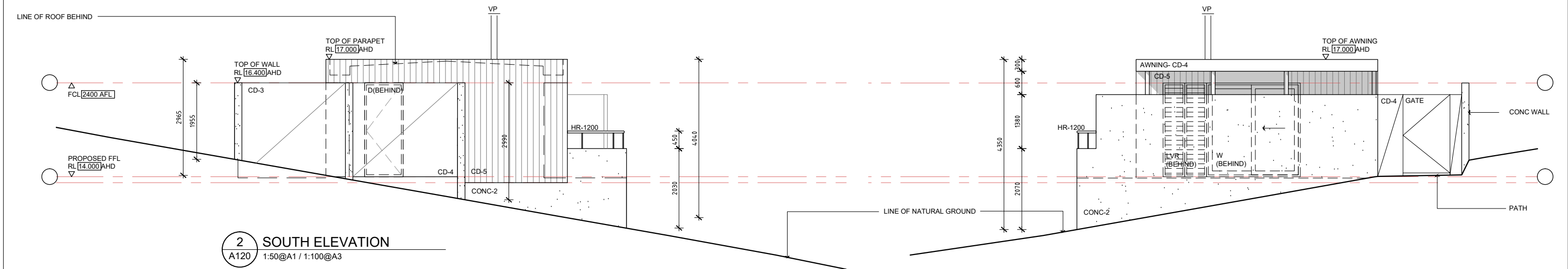
3 ELEVATION C
A140 1:50@A1 / 1:100@A3



4 ELEVATION D
A140 1:50@A1 / 1:100@A3

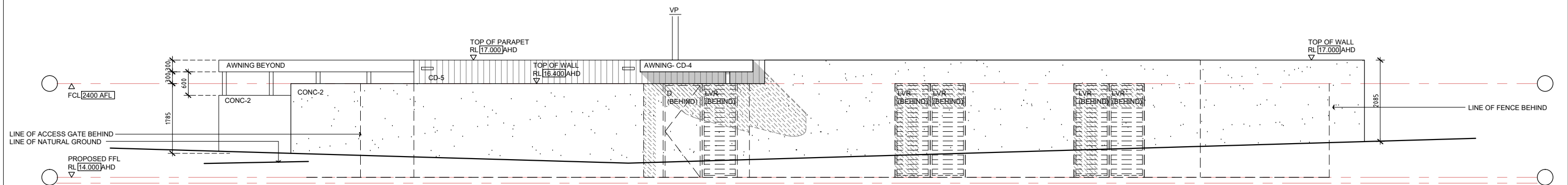


1 EAST ELEVATION
A120 1:50@A1 / 1:100@A3



2 SOUTH ELEVATION
A120 1:50@A1 / 1:100@A3

3 NORTH ELEVATION
A120 1:50@A1 / 1:100@A3



4 ELEVATION B
A120 1:50@A1 / 1:100@A3

P1 PRELIMINARY ISSUE 01.12.17
A ISSUE TO COUNCIL 08.08.18
B ISSUE TO COUNCIL - COMPOSTING WC 21.10.19

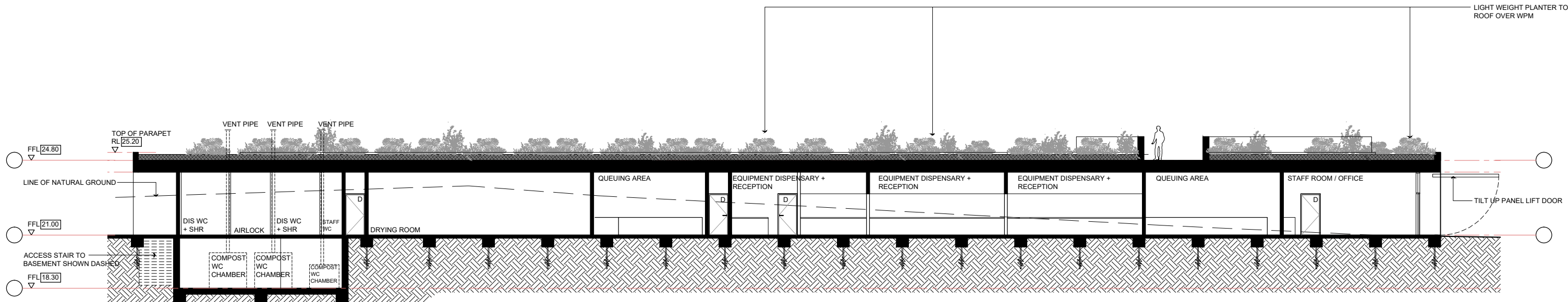
CLIENT
WORIMI LALC

ADDRESS
LAVIS LANE, WILLIAMTOWN
LOT 227 IN DP1097995

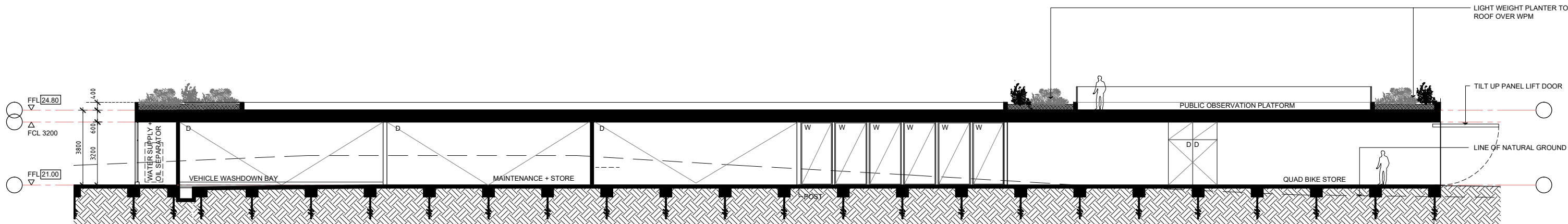
DRAWING TITLE
ELEVATIONS - ACCOMMODATION LODGE
PROJECT DD239 WLALC ECO-TOURISM CENTRE REF DD239 SCALE

A350

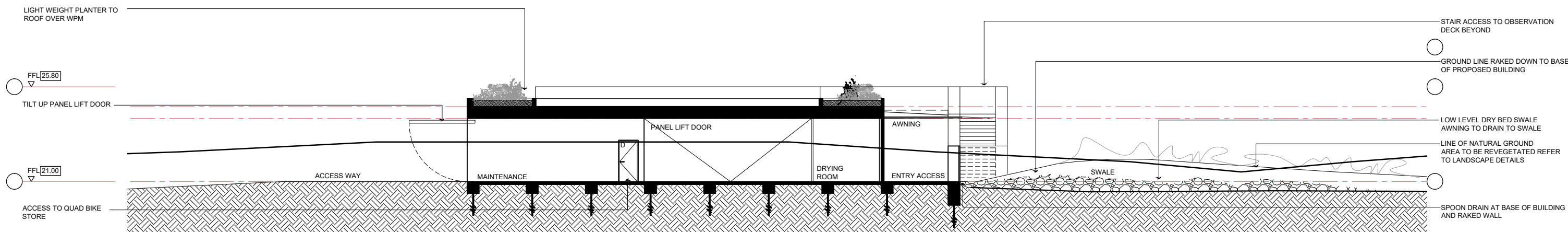
DERIVE / ARCHITECTURE & DESIGN



A SECTION A
A110 1:100@A1 / 1:200@A3



2 SECTION B
A110 1:100@A1 / 1:200@A3



3 SECTION C
A110 1:100@A1 / 1:200@A3

P1	PRELIMINARY ISSUE	01.12.17
A	ISSUE TO COUNCIL	08.08.18
B	ISSUE TO COUNCIL	01.04.19
C	ISSUE TO COUNCIL - COMPOSTING WC	21.10.19

CLIENT
WORIMI LALC

ADDRESS
LAVIS LANE, WILLIAMTOWN
LOT 227 IN DP1097995

DRAWING TITLE
SECTIONS - SDA FACILITY

PROJECT
DD239 WLALC ECO-TOURISM CENTRE

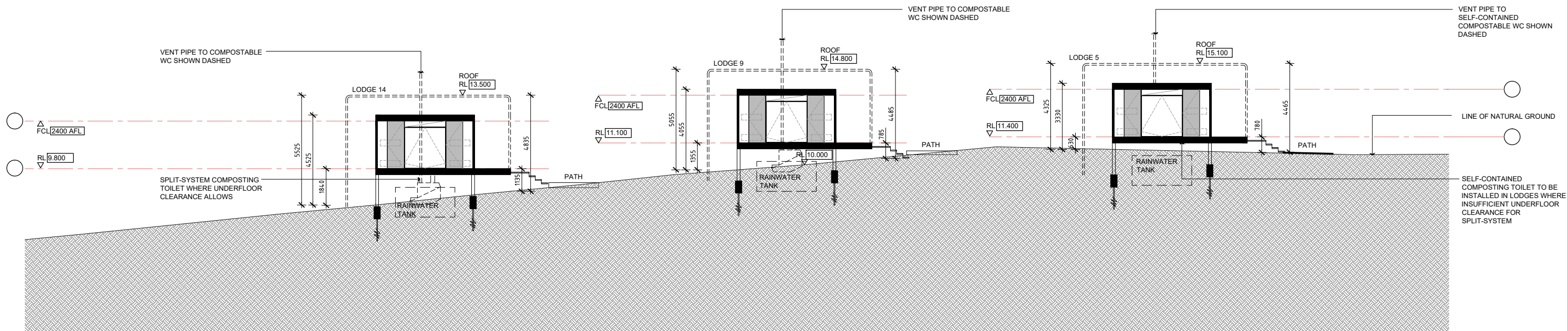
REF
DD239

SCALE
1:50@A3

A410

DERIVE / ARCHITECTURE & DESIGN

NOTE: DIMENSIONS AND HEIGHTS INDICATED ON THIS DRAWING ARE SPECIFIC TO LOCAL SITE CONDITIONS. REFER TO A423 FOR SECTION DIMENSIONS TYPICAL TO ALL LODGES



1 SECTION A
A021 1:100@A1 / 1:200@A3

A	ISSUE TO COUNCIL	08.08.18
B	ISSUE TO COUNCIL - COMPOSTING WC	21.10.19

CLIENT
WORIMI LALC

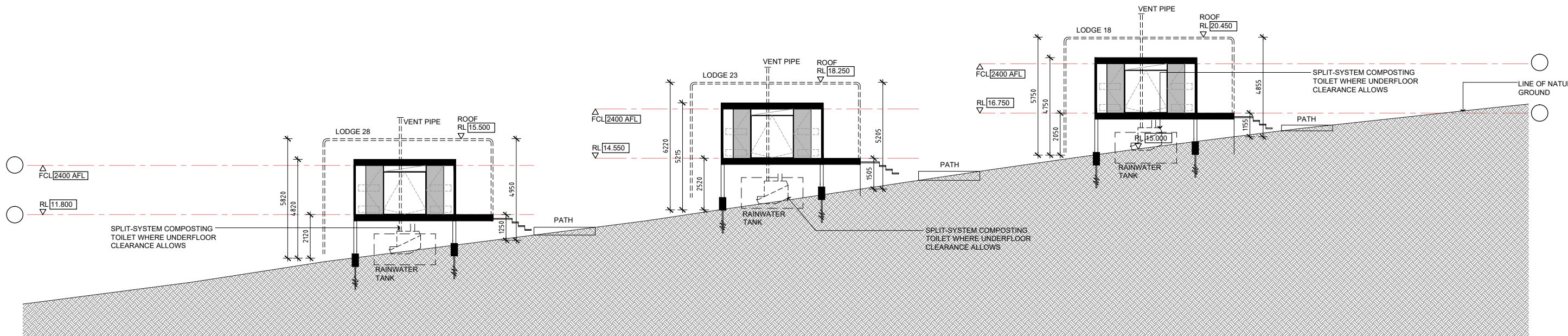
ADDRESS
LAVIS LANE, WILLIAMTOWN
LOT 227 IN DP1097995

DRAWING TITLE		
SECTION - ACCOMMODATION WEST		
PROJECT	REF	SCALE
DD239 WLALC ECO-TOURISM CENTRE	DD239	

A420

DERIVE / ARCHITECTURE
& DESIGN

NOTE: DIMENSIONS AND HEIGHTS INDICATED ON THIS DRAWING ARE SPECIFIC TO LOCAL SITE CONDITIONS. REFER TO A423 FOR SECTION DIMENSIONS TYPICAL TO ALL LODGES



1 SECTION A
A021 1:100@A1 / 1:200@A3

A ISSUE TO COUNCIL 08.08.18
B ISSUE TO COUNCIL - COMPOSTING WC 21.10.19

CLIENT
WORIMI LALC

ADDRESS
LAVIS LANE, WILLIAMTOWN
LOT 227 IN DP1097995

DRAWING TITLE
SECTION - ACCOMMODATION EAST
PROJECT DD239 WLALC ECO-TOURISM CENTRE

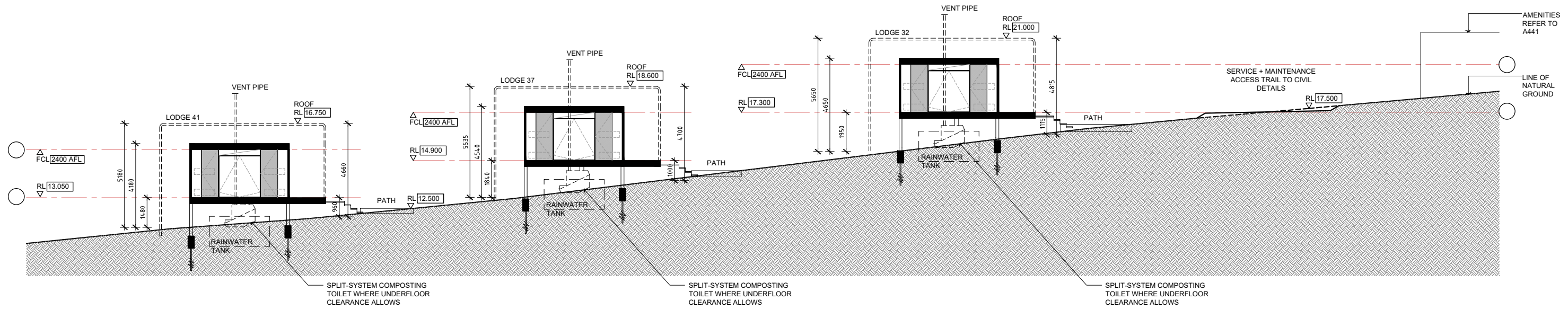
REF DD239

SCALE

A421

DERIVE / ARCHITECTURE
& DESIGN

NOTE: DIMENSIONS AND HEIGHTS INDICATED ON THIS DRAWING ARE SPECIFIC TO LOCAL SITE CONDITIONS. REFER TO A423 FOR SECTION DIMENSIONS TYPICAL TO ALL LODGES



1 SECTION A
A022 1:100@A1 / 1:200@A3

A ISSUE TO COUNCIL 08.08.18
B ISSUE TO COUNCIL - COMPOSTING WC 21.10.19

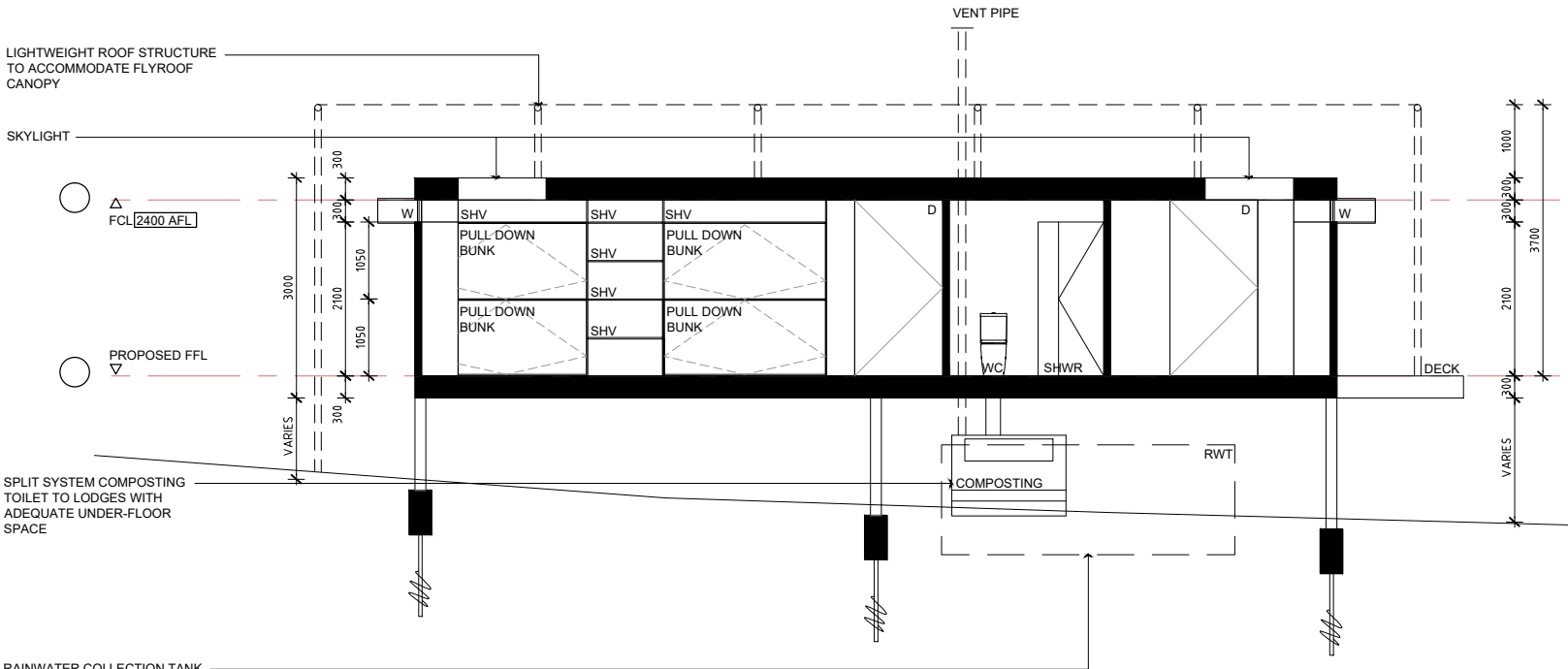
CLIENT
WORIMI LALC

ADDRESS
LAVIS LANE, WILLIAMTOWN
LOT 227 IN DP1097995

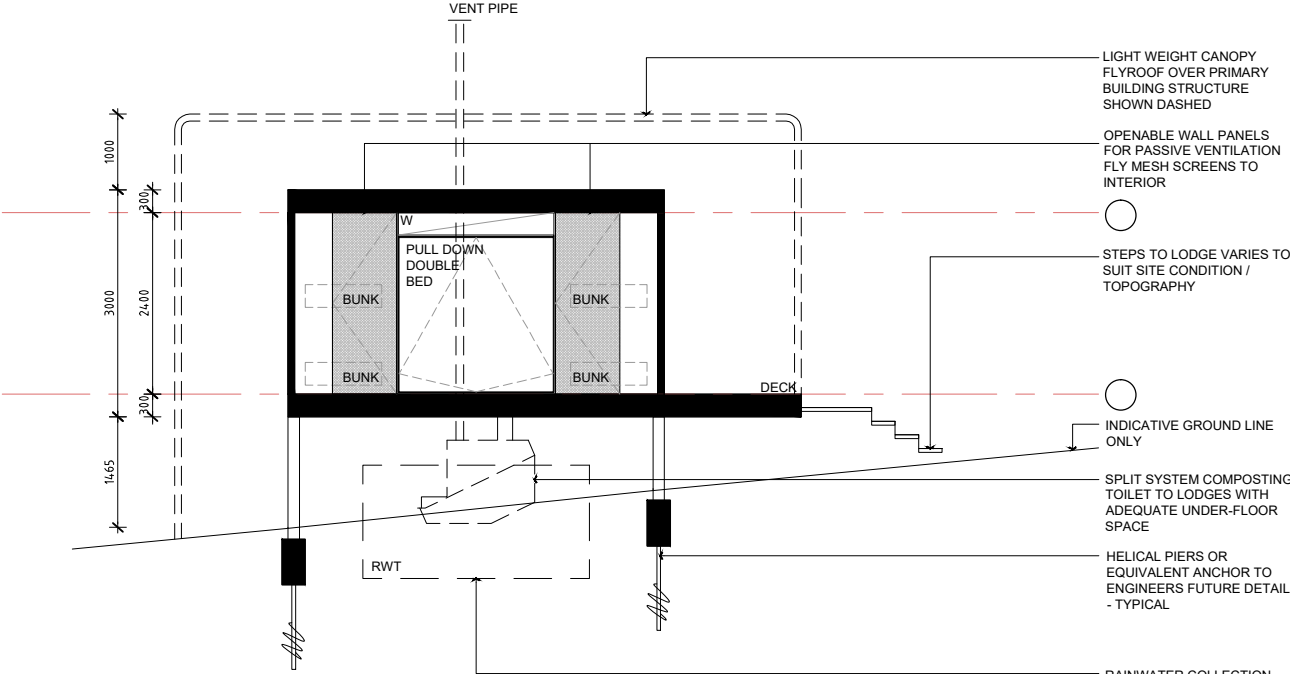
DRAWING TITLE
SECTION - ACCOMMODATION NORTH
PROJECT DD239 WLALC ECO-TOURISM CENTRE
REF DD239
SCALE

A422

DERIVE / ARCHITECTURE
& DESIGN



1 SECTION A
A120 1:50@A1 / 1:100@A3



2 SECTION B
A120 1:50@A1 / 1:100@A3

A ISSUE TO COUNCIL 08.08.18
B ISSUE TO COUNCIL - COMPOSTING WC 21.10.19

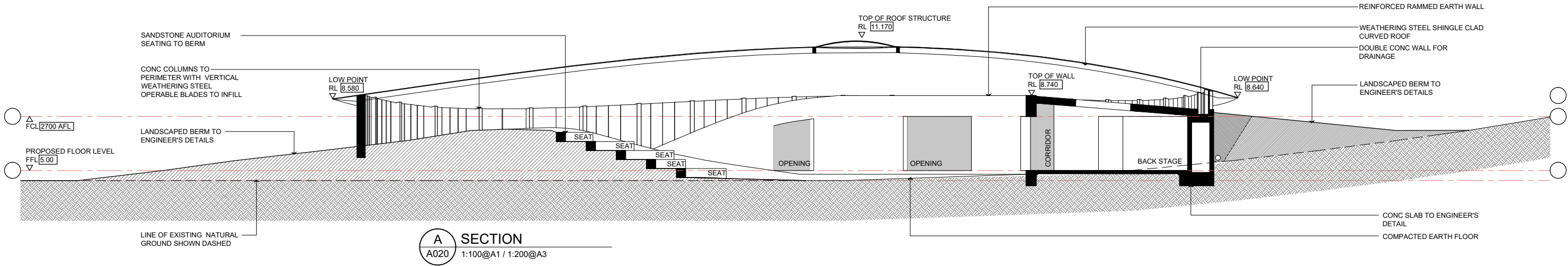
CLIENT
WORIMI LALC

ADDRESS
LAVIS LANE, WILLIAMTOWN
LOT 227 IN DP1097995

DRAWING TITLE
SECTIONS - LODGE TYPICAL
PROJECT DD239 WLALC ECO-TOURISM CENTRE
REF DD239
SCALE

A423

DERIVE / ARCHITECTURE
& DESIGN



P1 PRELIMINARY ISSUE 01.12.17
P2 ISSUE FOR COORDINATION 26.07.18
A ISSUE TO COUNCIL 08.08.18

CLIENT
WORIMI LALC

ADDRESS
LAVIS LANE, WILLIAMTOWN
LOT 227 IN DP1097995

DRAWING TITLE
SECTIONS - COMMONS

PROJECT
DD239 WLALC ECO-TOURISM CENTRE

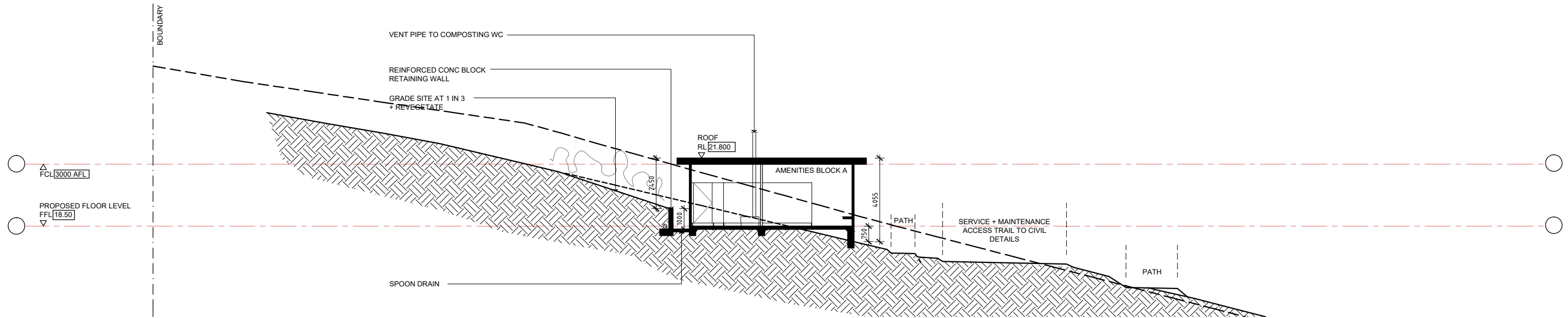
REF
DD239

SCALE
1:100@A1

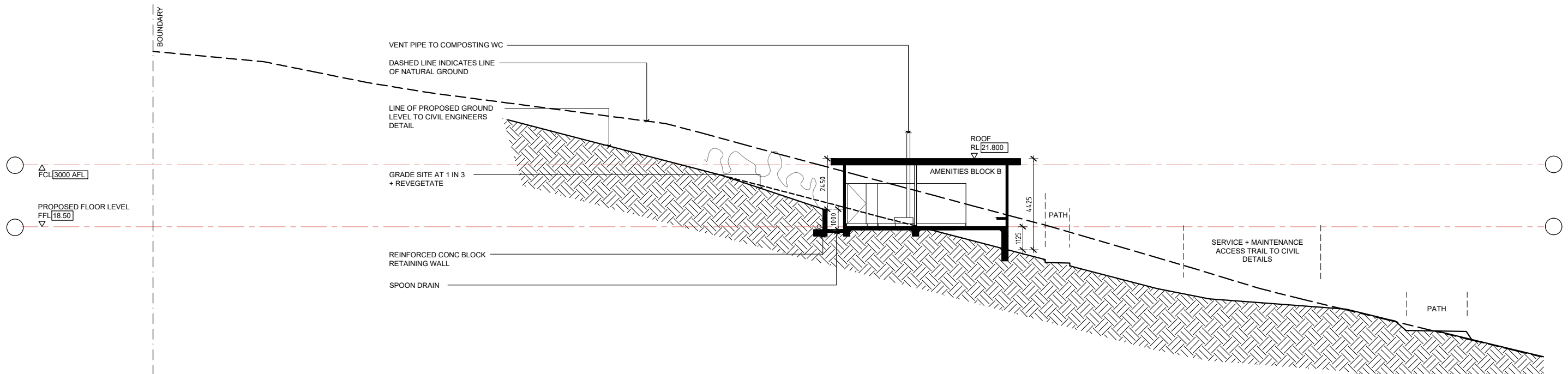
A430

DERIVE / ARCHITECTURE
& DESIGN

NOTE: DIMENSIONS AND HEIGHTS INDICATED ON THIS DRAWING ARE SPECIFIC TO LOCAL SITE CONDITIONS. REFER TO A443 FOR SECTION DIMENSIONS TYPICAL TO ALL AMENITIES BLOCKS



1 SECTION A
A040 1:100@A1 / 1:200@A3



2 SECTION B
A040 1:100@A1 / 1:200@A3

A ISSUE TO COUNCIL 08.08.18
B ISSUE TO COUNCIL - COMPOSTING WC 21.10.19

CLIENT
WORIMI LALC

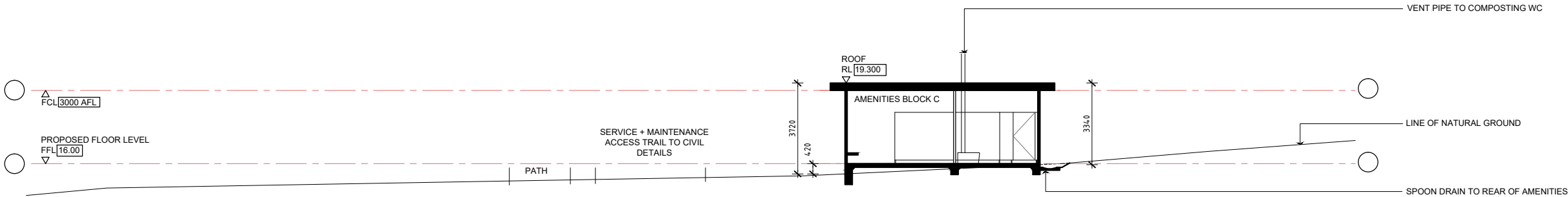
ADDRESS
LAVIS LANE, WILLIAMTOWN
LOT 227 IN DP1097995

DRAWING TITLE
SECTIONS - AMENITIES BLOCK A + B
PROJECT DD239 WLALC ECO-TOURISM CENTRE
REF DD239
SCALE 1:50@A3

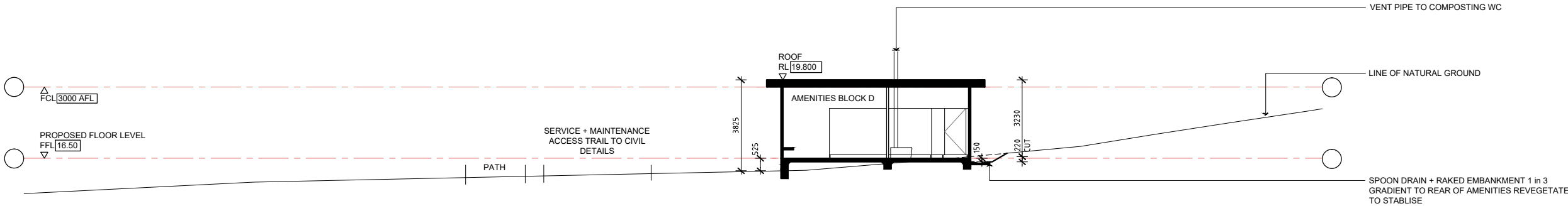
A440

DERIVE / ARCHITECTURE
& DESIGN

NOTE: DIMENSIONS AND HEIGHTS INDICATED ON THIS DRAWING ARE SPECIFIC TO LOCAL SITE CONDITIONS. REFER TO A443 FOR SECTION DIMENSIONS TYPICAL TO ALL AMENITIES BLOCKS



1 SECTION A
A041 1:100@A1 / 1:200@A3



2 SECTION B
A041 1:100@A1 / 1:200@A3

A ISSUE TO COUNCIL 08.08.18
B ISSUE TO COUNCIL - COMPOSTING WC 21.10.19



CLIENT
WORIMI LALC

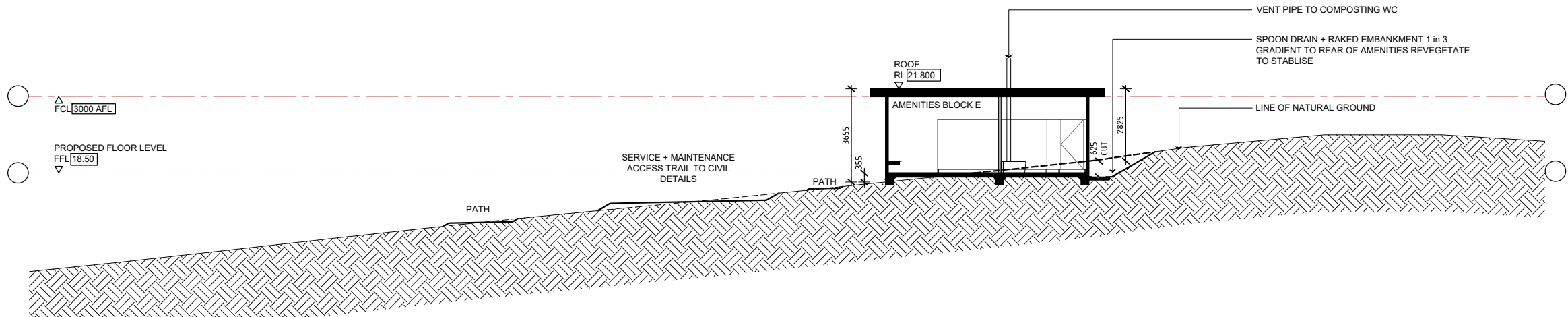
ADDRESS
LAVIS LANE, WILLIAMTOWN
LOT 227 IN DP1097995

DRAWING TITLE
SECTIONS - AMENITIES BLOCK C + D
PROJECT DD239 WLALC ECO-TOURISM CENTRE
REF DD239
SCALE 1:50@A3

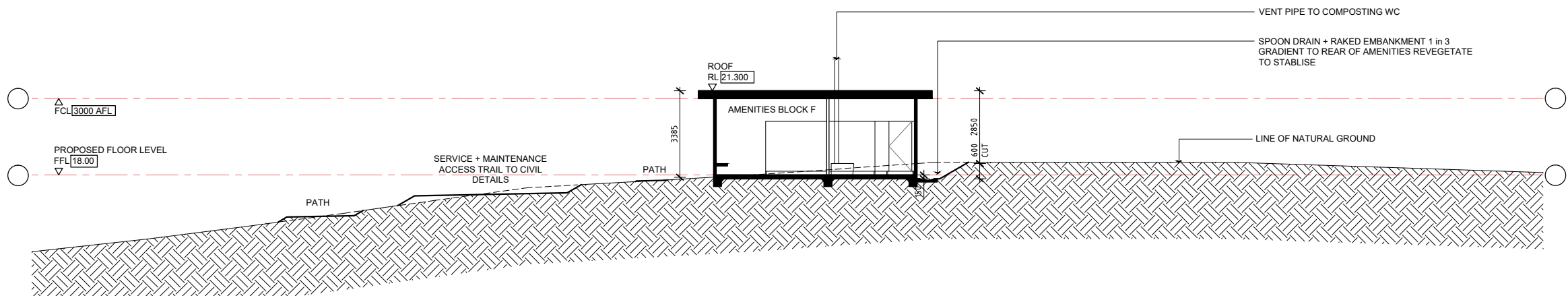
A441

DERIVE / ARCHITECTURE
& DESIGN

NOTE: DIMENSIONS AND HEIGHTS INDICATED ON THIS DRAWING ARE SPECIFIC TO LOCAL SITE CONDITIONS. REFER TO A443 FOR SECTION DIMENSIONS TYPICAL TO ALL AMENITIES BLOCKS



1 SECTION A
A042 1:100@A1 / 1:200@A3



2 SECTION B
A042 1:100@A1 / 1:200@A3

A ISSUE TO COUNCIL 08.08.18
B ISSUE TO COUNCIL - COMPOSTING WC 21.10.19

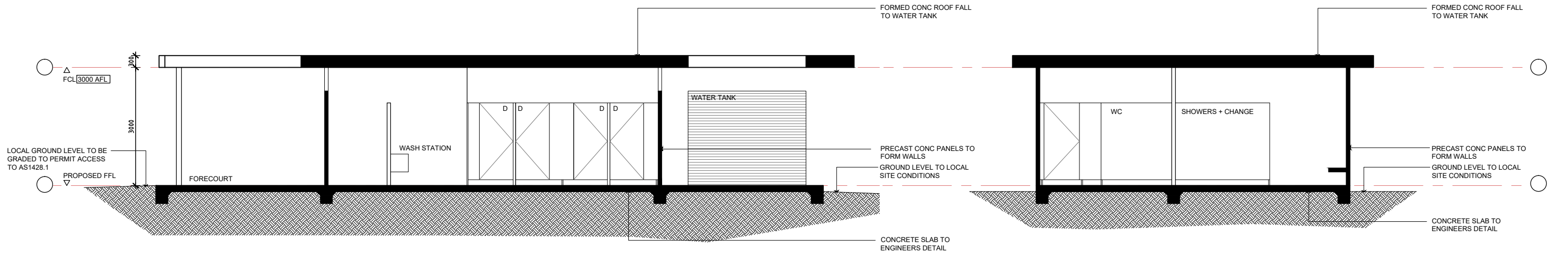
CLIENT
WORIMI LALC

ADDRESS
LAVIS LANE, WILLIAMTOWN
LOT 227 IN DP1097995

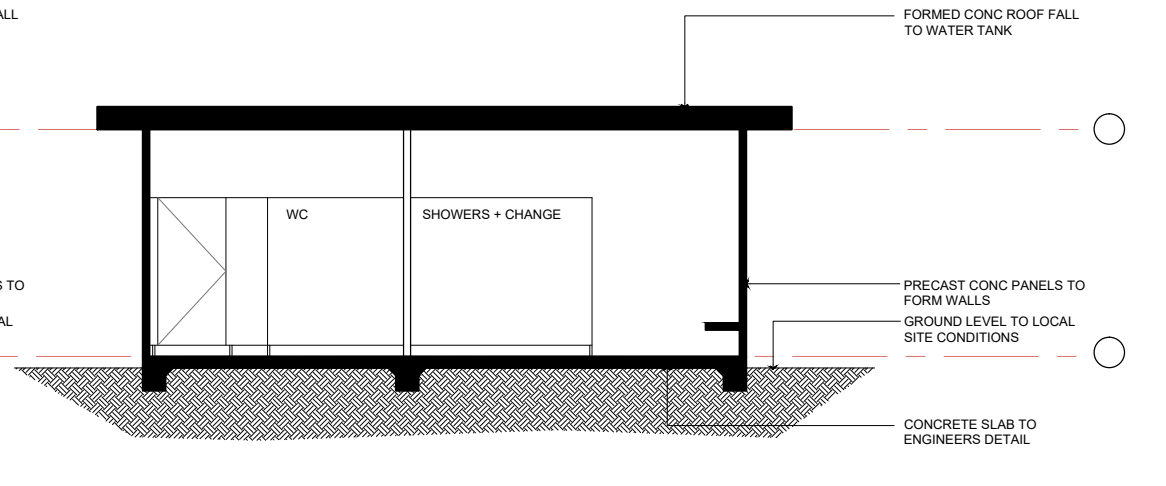
DRAWING TITLE
SECTIONS - AMENITIES BLOCKS E + F
PROJECT DD239 WLALC ECO-TOURISM CENTRE
REF DD239
SCALE 1:50@A3

A442

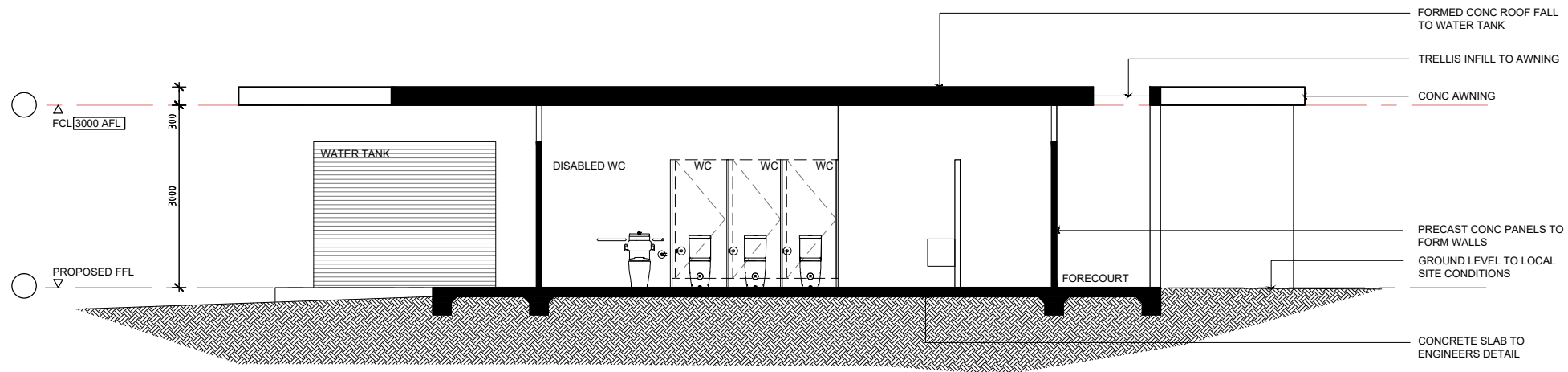
DERIVE / ARCHITECTURE
& DESIGN



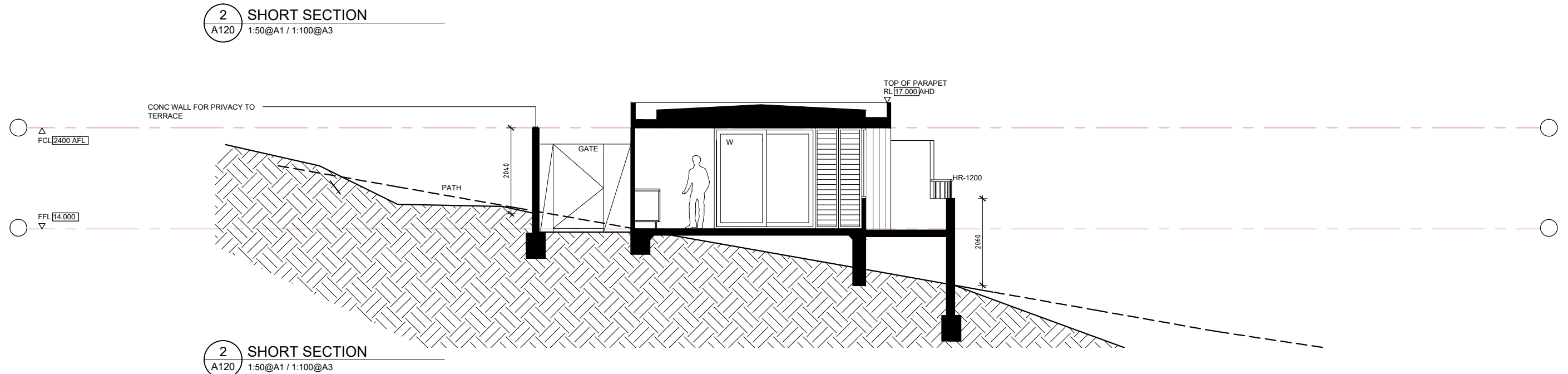
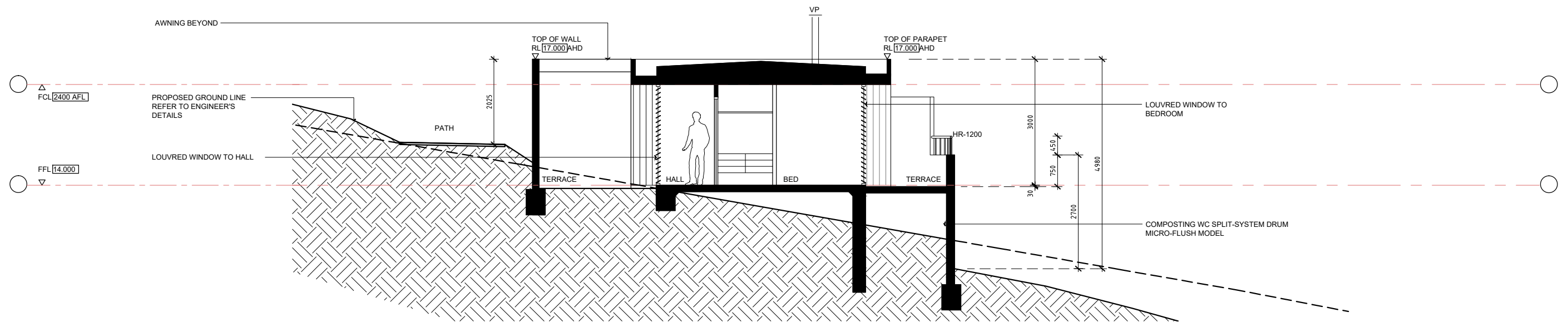
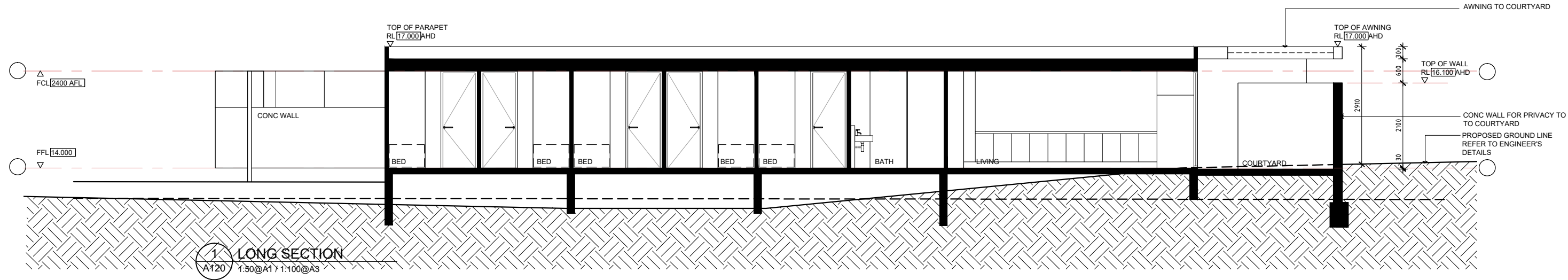
A SECTION A
A140 1:50@A1 / 1:100@A3



B SECTION B
A140 1:50@A1 / 1:100@A3



C SECTION C
A140 1:50@A1 / 1:100@A3



MATERIAL FINISHES SCHEDULE – EXTERIOR

FOR

WLALC ECOTOURISM FACILITY

AT

LOT 227 DP 1097995

LAVIS LANE, WILLIAMTOWN

AUGUST 2018

REVISION A

SCHEDULE OF EXTERIOR FINISHES

DATE: 02 AUGUST 2018



ISSUE: A

IMAGE	DWG CODE	LOCATION	PRODUCT DESCRIPTION	PRODUCT CODE	FINISH/COLOUR	SUPPLIER	COMMENTS
-------	----------	----------	---------------------	--------------	---------------	----------	----------

DOORS AND WINDOWS

	N/a	New Door + Window Frames	Aluminium Door and Window Frames		Extended Warranty – Powdercoating – Monument Colour		Centor Architectural Hardware S1 Retractable Flyscreen System to all sliding and folding door units Refer to Basix Certification for details of 'U' and 'SHGC' values to all glazing

EXTERIOR FLOOR FINISHES

	CONC-1	Walkways adjacent to buildings and car parks	Concrete – Exposed Aggregate		Sandy-coloured base, mix of aggregate consistent with local geology – andesite + rhyolite (quartz, feldspar, granite)		
	TD	Decking to Lodges	Spotted gum 110 x19mm DAR				Bushfire resisting species up to BAL-29 to AS3959-2009



SCHEDULE OF EXTERIOR FINISHES

DATE: 02 AUGUST 2018



ISSUE: A

IMAGE	DWG CODE	LOCATION	PRODUCT DESCRIPTION	PRODUCT CODE	FINISH/COLOUR	SUPPLIER	COMMENTS
-------	----------	----------	---------------------	--------------	---------------	----------	----------

LANDSCAPE WALLS

		Adjacent to Access Driveway + SDA Maintenance Facility	Rammed Earth				
	CD-4	Openings to Landscape Wall	Weathering Steel Sheet – Perforated				




CLADDING

	CD-2	SDA Storage Facility, Amenities	Precast Concrete Panels - rough-sawn timber texture		Warm Oxide		
	CD-3	SDA Maintenance Facility Manager's Residence	Weathering Steel Sheet Cladding				

SCHEDULE OF EXTERIOR FINISHES

DATE: 02 AUGUST 2018

ISSUE: A

IMAGE	DWG CODE	LOCATION	PRODUCT DESCRIPTION	PRODUCT CODE	FINISH/COLOUR	SUPPLIER	COMMENTS
	CD-4	SDA Maintenance Facility, Manager's Residence	Weathering Steel Sheet – Perforated				
	CD-5	Accommodation Lodge, Manager's Residence	Spotted Gum Vertical T+G Cladding Boards				Bushfire resisting species up to BAL-29 to AS3959-2009
	CONC-2	Manager's Residence, Amenities	Off Form Concrete – Rough-sawn timber formwork		Warm oxide		





SCHEDULE OF EXTERIOR FINISHES

DATE: 02 AUGUST 2018

ISSUE: A

IMAGE	DWG CODE	LOCATION	PRODUCT DESCRIPTION	PRODUCT CODE	FINISH/COLOUR	SUPPLIER	COMMENTS
-------	----------	----------	---------------------	--------------	---------------	----------	----------


ROOF

	FB-1	Lodge Fly Roof	Lightweight Membrane Shading Fabric		Sandy Colour		
	CONC-2	Amenities	Off Form Concrete		Warm oxide		Slab be formed to falls to drain to watertank
	CD-4	SDA Maintenance Facility, Manager's Residence	Weathering Steel Sheet – Perforated				
	SR-1	Commons	Weathering Steel Shingle				

SCHEDULE OF EXTERIOR FINISHES

DATE: 02 AUGUST 2018

ISSUE: A

IMAGE	DWG CODE	LOCATION	PRODUCT DESCRIPTION	PRODUCT CODE	FINISH/COLOUR	SUPPLIER	COMMENTS
	SR-2	Profiled Metal Roof Sheet	0.55mm BMT Colorbond Ultra Shadowline 305 or equivalent		Colour: Woodland Grey	Fielders or equivalent	BASIX Rating > 0.70 Solar Absorptance compliant
		Eaves Gutter	150mm Half Round Colorbond Gutter		Colour: Woodland Grey	Stramit or equivalent	
		Metal Capping + Flashing	0.42mm BMT Colorbond		Colour: Woodland Grey	Stramit or equivalent	
		Polycarbonate Sheet Roofing	Laserlite 2000 5-rib Polycarbonate roofing		Clear	Laserlite	
	DP	Downpipes + Gutter Brackets	100 CHS		Colour: Woodland Grey		
		Soffit Lining (above deck)	7.5mm Fibre Cement Scyon Matrix or equivalent		Colour: Resene Half Black White		SS Hex Head Screw Fixed into ceiling Battens
		Gutterleaf guard mesh	Colorbond Supermesh 4mm		Colour: Woodland Grey	Blue Mountain Mesh or equivalent	
	CONC-2	Manager's Residence, Amenities	Off Form Concrete				